



# 1947-2000 CHEVY & GMC TRUCKS



# ALL-IN-ONE DEALER PORTAL

ONE-STOP ONLINE BUYING EXPERIENCE.

## Browse Parts. Place Orders. Manage Account.

Everything is now in one place for you to manage accounts and unlock the power of seamless transactions with our One-Stop Online Buying Experience.

Here's what awaits you:



Place & Track Orders



View Invoices



Initiate Returns



Check Inventory Status



Back Order



Quick Access

## MORE CONTROL

All the tools you need, consolidated in one user-friendly platform. Browse our extensive catalog, place orders seamlessly, and take control of your account with unparalleled ease.



## WHO WE ARE

Founded in 1984, United Pacific Industries began as a small parts shop in El Segundo, California. Today, after nearly 40 years, UPI is an industry leader in the design and manufacturing of high-quality parts for big rigs and classic vehicles. Family owned and operated since the beginning, our passionate staff remains committed to developing outstanding products and providing superior service.

## OUR MISSION & VALUE

United Pacific is a team of enthusiastic individuals dedicated to providing today's drivers with exciting, pioneering products that deliver exceptional performance and value. We are always learning, keeping up with industry trends and technology to develop the hardworking parts our clientele expects and deserves. Innovative design is our passion, and superior service is our promise, translating into our core values.



## AUTHORIZED UNITED PACIFIC DEALER

To order from United Pacific Industries, you must be an authorized dealer, distributor or OEM. If you are not authorized to stock and sell United Pacific products, you must order through an authorized dealer. Please call 866.327.5288 for more information.

## CONTACT US & HOURS



888.986.6088 / 562.425.3632



866.327.5288 / 562.425.5588



8 am - 4:30 pm PST



[antique@upauto.com](mailto:antique@upauto.com)



[classic.upauto.com](http://classic.upauto.com)



3788 E. Conant St.,  
Long Beach, CA 90808



3827 N. McDonald St.,  
McKinney, TX 75071



Long Beach, California



## GLOBAL & GROWING

Headquartered in Long Beach, CA, just minutes from the largest shipping port in North America, United Pacific is an international company with additional offices in Taiwan and China.

In addition to warehouses in California, United Pacific has opened a state-of-the-art 280,000 sq ft facility in McKinney, Texas. This cutting-edge IT infrastructure fulfillment center will offer seamless order processing to our valued dealers.

We serve classic auto and semi-truck dealers; and automotive enthusiasts throughout North, Central, and South America, Australia, and across the Asia-Pacific region.



McKinney, Texas



## HIGH QUALITY PARTS

At United Pacific Classic Division, we are passionate about preserving the legacy of classic automobiles. We offer over 7,000 meticulously crafted products designed to help classic car enthusiasts restore, upgrade, and maintain everyone's beloved vintage cars. With a commitment to quality and authenticity, we continuously design new products by incorporating the latest technology and conduct rigorous testing before their release. Additionally, we regularly upgrade items in our current catalog for classic Ford, Chevrolet, and GMC trucks and cars.



United Pacific strives to provide today's drivers with exciting products that deliver exceptional performance and value. With our international background and expertise, we search the globe for the best and most reliable products. Although the components are manufactured overseas, the products, bearing the "Assembled in the USA" labels, are hand assembled with pride in the United States.



## INVENTORY & SHIPPING

**No other company can match UPI's variety and range of in-stock inventories.**

Our outstanding shipping department has an order fill rate of over 98.5%, with 96.8% of all orders fulfilled within 24 hours, and 98.9% within 48 hours. Our drop-shipping program will give you access to quick and easy shipping solutions for your customers. Additionally both California and Texas warehouse locations will offer enhance service to dealers and customers across the United States.



Order fulfillment within 24 hours, 99% within 48 States.



Satisfied with our Customer Service team.



Satisfied with United Pacific's products & services.

Data source: Based on UPI customer survey in February 2022.



## SUSTAINABILITY

United Pacific Industries takes great pride in our environmental stewardship and has taken proactive steps to ensure our footprint remains as small as possible. Our green initiatives throughout our state-of-the-art headquarters and warehouses have resulted in the prestigious LEED Platinum Certification for the building.

- Electrical vehicle charging stalls.
- Preferred parking for low-emitting, fuel-efficient, and carpool vehicles.
- On-site stormwater infiltration and treatment minimize environmental impact on local waterways.
- 30% water savings with a high-efficiency irrigation system using 100% reclaimed water.
- All corrugated cardboard is recycled.
- Tesla solar panels to help power our office and warehouse.



## INDOOR ENVIRONMENTAL QUALITY

Building ventilation system was designed to provide enhanced levels of fresh outside air to building occupants. Interior finishes (paints, sealants, adhesives, coatings, carpet systems, and composite wood) were selected with low levels of volatile organic compounds (VOCs) to reduce indoor air contamination.



# TABLE OF CONTENTS

<a href="#">Shortbed Body Panels</a>	<a href="#">9-14</a>	<a href="#">Window Regulators</a>	<a href="#">141-143</a>
<a href="#">Headlights</a>	<a href="#">15-35</a>	<a href="#">Door/Window Beltlines</a>	<a href="#">144</a>
<a href="#">Headlight Bulbs/Adapters/Relay</a>	<a href="#">35-37</a>	<a href="#">Door Sill/Door Latch Relay</a>	<a href="#">145</a>
<a href="#">LED Control Module</a>	<a href="#">38</a>	<a href="#">Door Latch/Striker Plates</a>	<a href="#">145-148</a>
<a href="#">Misc. Headlight Parts</a>	<a href="#">39-40</a>	<a href="#">Running Boards/Step Hangers</a>	<a href="#">149-150</a>
<a href="#">Headlight Visors</a>	<a href="#">41-42</a>	<a href="#">Cab Mount Kits/Hardware</a>	<a href="#">151</a>
<a href="#">Spot/Fog Lights</a>	<a href="#">43-44</a>	<a href="#">Tailgate Hardware</a>	<a href="#">152</a>
<a href="#">Parking Lights</a>	<a href="#">45-50</a>	<a href="#">Air Cleaner Assemblies/Parts</a>	<a href="#">152-159</a>
<a href="#">Parking Light Bezels / Gaskets</a>	<a href="#">51-52</a>	<a href="#">Gas Caps</a>	<a href="#">160</a>
<a href="#">Side Markers</a>	<a href="#">53-56</a>	<a href="#">Fuel Tanks</a>	<a href="#">161</a>
<a href="#">Tail Lights/Backup Lights</a>	<a href="#">57-71</a>	<a href="#">Fuel Sending Units</a>	<a href="#">162-164</a>
<a href="#">Tail Light Bezels/Parts</a>	<a href="#">72-75</a>	<a href="#">Emblems/Moldings</a>	<a href="#">165-166</a>
<a href="#">Brake Lights/Bulbs</a>	<a href="#">76</a>	<a href="#">Hub Caps/Nut Covers</a>	<a href="#">167-170</a>
<a href="#">Load Resistors/LED Flashers</a>	<a href="#">77</a>	<a href="#">Curb Feelers/Exhaust Deflectors</a>	<a href="#">171</a>
<a href="#">Cargo Light/Brake Light/License Lights</a>	<a href="#">78-81</a>	<a href="#">License Plate Frames</a>	<a href="#">172</a>
<a href="#">License Plate Brackets</a>	<a href="#">82</a>	<a href="#">Horns</a>	<a href="#">173-174</a>
<a href="#">Bumpers/Brackets</a>	<a href="#">83-94</a>	<a href="#">Air Compressors</a>	<a href="#">175</a>
<a href="#">Grilles</a>	<a href="#">95-96</a>	<a href="#">Wiring Displays/Jacks</a>	<a href="#">176</a>
<a href="#">Radiator Overflow Tanks</a>	<a href="#">97</a>	<a href="#">Work Light/Accessory Lights</a>	<a href="#">177-178</a>
<a href="#">Water Necks/Hood Parts</a>	<a href="#">98-102</a>	<a href="#">Coolers</a>	<a href="#">179</a>
<a href="#">Battery Hold Downs/Trays</a>	<a href="#">103-104</a>	<a href="#">Headsets</a>	<a href="#">180</a>
<a href="#">Wiper Blades/Parts</a>	<a href="#">105-106</a>	<a href="#">Apparel/Merch.</a>	<a href="#">181-184</a>
<a href="#">Exterior Mirrors</a>	<a href="#">107-114</a>	<a href="#">Flags/Flag Holders</a>	<a href="#">185</a>
<a href="#">Rear View Mirrors</a>	<a href="#">115-118</a>	<a href="#">Grab Handles</a>	<a href="#">186</a>
<a href="#">Steering/Steering Wheel Spinners</a>	<a href="#">119-122</a>	<a href="#">Terms &amp; Conditions/Ordering/Freight</a>	<a href="#">187-188</a>
<a href="#">Dash/Gauges/Etc.</a>	<a href="#">123-130</a>	<a href="#">Warranty&gt;Returns</a>	<a href="#">189</a>
<a href="#">Glove Box/Covers/Vents</a>	<a href="#">131-132</a>	<a href="#">Returns/Closeout/Discontinue/Disclaimer</a>	<a href="#">190</a>
<a href="#">Vent Windows/Glass Channels</a>	<a href="#">133-134</a>	<a href="#">Index</a>	<a href="#">191-192</a>
<a href="#">Door Handles/Window Cranks</a>	<a href="#">135-140</a>		



# 1947

CHEVY & GMC TRUCKS

# 2000

# SHORTBED BODY PANELS



Bedside exterior



Bedside interior

## UNITED PACIFIC BODY PANELS

United Pacific is the source for quality body panels for long bed to short bed conversions. By reverse engineering each panel with exact specifications and modern technology, we are able to create a complete replica of short bed C10 bedside, bed floor pan and tailgate panels. Our high-quality heavy steel panels are manufactured with mounting holes and feature our exclusive welded nut inserts for the wheel well, tailgate pivot trunnion, tailgate support and striker.

United Pacific's goal is to ensure that our parts have the best possible fit and make sure installation is a breeze. We are here to help the C10 community restore and rebuild the truck of their dreams.


1968-72 Chevy & GMC Fleetside Truck

### SHORTBED BEDSIDE PANELS

- Reproduced exactly like the original with high quality 20-gauge steel, stamped with all the original contour and detail
- Complete bedside, includes installed and spot welded 17 gauge inner liner
- Features 3/8-16 and 5/16-18 threads welded in between exterior steel panel and inner reinforcement
- Black EDP Coated
- Includes rubber tailgate bumpers
- Has side marker cutout for 1968-72, but can be used on 1967 if side marker is desired
- Packed in heavy-duty cardboard box


110829 | L/H Driver | 1Pc. / Box

110830 | R/H Passenger | 1Pc. / Box



# SHORTBED BODY PANELS

2



1967-72 Chevy & GMC Fleetside Shortbed Truck

## 6-1/2' BED FLOOR PAN

- 6-1/2' Bed Floor Pan For 1967-72 Chevy & GMC Truck Fleetside Shortbed
- Excellent stamped sheet metal reproduction with all of the original contour detail
- Quality 18 gauge floor panel with spot welded heavy 14 gauge crossmembers
- Features precision punched mounting holes for easy bed front, bed side, and wheel well installation
- Finished with black EDP protective coating

110839

3



1967-72 Chevy & GMC Fleetside Truck

## TAILGATES

- Die stamped quality 17 gauge steel
- Precision cut latch handle pocket with mounting holes
- Two welded 5/16-18 nuts on each side for latch mounting
- Includes tailgate linkage posts and tailgate trunnion pockets
- Finish with black EDP protective coating to keep your new steel fresh and rust-free
- Official GM licensed for GMC lettering

110845 | Plain

110846 | Recessed Chevrolet Lettering

110847 | Recessed GMC Lettering

gm restoration

# BODY PANELS



1967-72 Chevy Fleetside Truck

## **BED FRONT PANEL**

- Quality die stamped steel reproduction with 16 gauge steel
- Plain smooth style panel design
- OE style rolled over top flange with 1/4"-20 welded square nuts
- Precision punched bed side panel mounting holes
- Bottom flange made to match OE specification for use with steel bed floor
- Black EDP coated to keep your new steel fresh and rust-free
- Will also fit wooden bed floor with modification

**110896**



1967-72 Chevy & GMC Stepside Truck

## **REAR INNER WHEEL/HOUSE**

- Excellent steel reproduction with all of the original contour and detail
- Finished with black EDP protective coating to keep your new steel fresh and rust-free
- Finished with black EDP protective coating to keep your new steel fresh and rust-free
- Precision punched mounting holes with reinforcement strip along the rolled edge
- Feature original style side marker mounting pocket



**110912 | L/H Driver**

**110913 | R/H Passenger**

## BODY PANELS



1967-72 Chevy Fleetside Truck

### REAR INNER WHEEL/HOUSE

- Excellent 18 gauge steel reproduction of the OE style pickup bed wheel well
- Features all original curvature and mounting pattern
- Finished with black EDP protective coating to keep your new steel fresh and rust-free
- Fits left-hand or right-hand side, two required for each truck
- Solid state design resists shock and vibration, IP67 water resistant rating
- Fits 1967-72 Chevrolet/GMC Fleetside Truck, 67-72 Chevrolet Blazer and 70-72 GMC Jimmy

**110867 | Left Hand or Right Hand Side**



1967-72 Chevy & GMC Truck

### FRONT INNER FENDER

- Die stamped exactly as original
- Features all original curvature and mounting pattern
- Finished with black EDP protective coating to keep your new steel fresh and rust-free
- Also fits 1967-72 Chevy & GMC Suburban, and 1969-72 Chevy Blazer/GMC Jimmy

**110865 | L/H Driver**

**110866 | R/H Passenger**



1981-91 Chevy & GMC Truck

### FRONT INNER FENDER

- Die stamped exactly as original, 19 guage steel
- Features all original curvature and mounting pattern
- Finished with black EDP protective coating to keep your new steel fresh and rust-free
- Also fits Chevrolet & GMC Suburban, & Chevy Blazer/GMC Jimmy
- Does not fit GMT400 trucks
- Direct replacement for OE #15594889

**111135 | L/H Driver**

**111136 | R/H Passenger**



1988-2000 Chevrolet & GMC Truck

### FRONT INNER FENDER

- Die stamped exactly as original, 19 guage steel
- Features all original curvature and mounting pattern
- Finished with black EDP protective coating to keep your new steel fresh and rust-free
- Also fits Chevrolet Blazer, Tahoe, Suburban, & GMC Jimmy, Yukon, Suburban, Cadillac Escalade, and other GMT400 models
- Does not fit R/V trucks

**111137 | L/H Driver**

**111138 | R/H Passenger**

# BODY PANELS



1967 Chevy & GMC Stepside Truck

## BED FRONT PANEL

- Excellent steel reproduction with all of the original contour and detail
- Finished with black EDP protective coating to keep your new steel fresh and rust-free
- Precision punched mounting holes with reinforcement strip along the rolled edge
- Precision punched bed side panel mounting holes
- Smooth style without side marker cutout

110914 | L/H Driver

110915 | R/H Passenger



1967-72 Chevy & GMC Truck

## OUTER ROCKER PANEL

- Excellent reproduction of the original rocker panel with all contour detail
- Smooth top surface finish with quality steel
- Black EDP coated to keep your new steel fresh and rust-free

110919 | L/H Driver

110920 | R/H Passenger



1967-72 Chevy & GMC Fleetside Truck

## REAR FENDER INNER SPLASH SHIELD

- Quality die stamped 17 gauge steel reproduction
- Feature original design features and precision punched mounting holes
- Black painted with e-coating process to help protect against rust
- Also fits 1969-72 Chevy Blazer, and 1970-72 GMC Jimmy

110961 | L/H Driver

110962 | R/H Passenger



# BODY PANELS



1973-87 Chevy & GMC Fleetside Truck

## OUTER REAR WHEEL/HOUSE PANEL

- Quality stamped 19 gauge sheet metal
- Feature original style strengthening ribs and contours
- Precision punched mounting holes for inner rear wheel house
- Black EDP coated for rust protection

**111004 | L/H Driver**

**111005 | R/H Passenger**



1955-59 Chevy & GMC Truck

## OUTER REAR WHEEL/HOUSE PANEL

- Excellent reproduction with original detail
- Features precision punched mounting holes and center reinforcement brace
- Ready for paint with primer finished coating

**C7016**

1973-87 Chevy & GMC Truck

## FUEL TANK MOUNTING BRACKET W/ STRAP


- Heavy duty 11 gauge steel with original strengthening contour
- Feature 16 gauge steel strap with OE spec threaded rod
- Direct bolt-on installation with welded OE size nuts
- Quality black painted finish
- Sold individually, please specify front or rear

**110923 | Front**

**110924 | Rear**



# ULTRALIT™ 7" LED HEADLIGHTS



Universal

## 7" LED HEADLIGHT W/ POSITION LIGHT BAR

- 3 high power LED headlight with 10 LED dual function position light bar
- 900 lumen output on low, 1,600 lumen output on high
- White position light bar can be wired as daytime running light and amber position light bar can be wired as turn signal
- Easy installation, fits OEM housing, plugs into existing wiring harness
- DOT/SAE approved, sold individually

31513 | White LED Position Light Bar

31514 | Amber LED Position Light Bar

**HIGH**  
**1600**  
**LUMENS**

**LOW**  
**900**  
**LUMENS**

**DUAL**  
**LED**

**DOT & SAE**



Universal

## 7" LED DUAL FUNCTION HEADLIGHT

- 5 high power LED 7" headlight, Philips Lumileds
- Reinforced aluminum reflector with rugged anti-vibration construction
- Improved visibility with whiter light output that is closer to the color
- IP67 water resistant rating
- Low beam application: 12-24V DC input, 1.7amps @ 12V DC, lumen output: 1020, FMVSS 108
- High beam application: 12-24V DC input, 2.6 amps @ 12V DC, lumen output: 1,600, FMVSS 108
- DOT/SAE, FMVSS 108

31289 | Black

31391 | Chrome

**HIGH**  
**1600**  
**LUMENS**

**LOW**  
**1020**  
**LUMENS**

**EASY**  
**PLUG-IN**

**DOT & SAE**

# ULTRALIT<sup>™</sup> 7" LED HEADLIGHTS



Universal

## 7" LED HEADLIGHT W/ TURN & POSITION LIGHT

- High power LED headlight with LED turn signal and position light bar
- Reinforced aluminum reflector with rugged anti-vibration construction
- Easy connection, fits OEM housing or fender, plugs into existing wiring harness, position light requires additional wiring
- DOT/SAE, FMVSS 108

31458 | Amber LED Position Light Bar

31459 | White LED Position Light Bar

HIGH  
1300  
LUMENS

LOW  
900  
LUMENS

LED  
TURN SIGNAL

LED  
POSITION  
LIGHT

DOT & SAE



Universal

## 7" LED PROJECTION HEADLIGHT W/ LED HALO

- 7" high power projection headlight with dual color LED halo ring
- Dual color white/amber auxiliary LED halo ring with amber automatic override feature
- Die-cast housing and polycarbonate lens provide maximum protection and durability
- Solid state design resists shock and vibration, IP67 weatherproof rating
- DOT/SAE compliant, sold individually

31496

HIGH  
2700  
LUMENS

LOW  
1200  
LUMENS

LED  
TURN SIGNAL

LED  
POSITION  
LIGHT

DOT & SAE

# ULTRALIT<sup>™</sup> 7" LED HEADLIGHTS



Universal

## 7" LED HEADLIGHT W/ POSITION LIGHT BAR

- High power LED headlight with 2 LED position light bar
- Dual function headlight with high and low beam
- Reinforced aluminum reflector with rugged anti-vibration construction
- Easy connection, fits OEM housing or fender, plugs into existing wiring harness, position light requires additional wiring
- DOT/SAE, FMVSS 108, IP66 rated

31200

**HIGH**  
**2000**  
**LUMENS**

**LED**  
**POSITION**  
**LIGHT**

**LED**  
**TURN SIGNAL**

**DOT & SAE**



Universal

## 7" 11 HIGH POWER LED CRYSTAL HEADLIGHT

- 11 high power LED 7" headlight, impact resistant polycarbonate lens provides unparalleled protection from road hazards
- Die-cast aluminum housing provides maximum protection from the elements
- Bright 1200 lumens rating on high beam, 500 lumens on low beam
- Solid state design resists shock and vibration
- DOT/SAE, FMVSS 108

31355

**HIGH**  
**1200**  
**LUMENS**

**LOW**  
**500**  
**LUMENS**

**EASY**  
**PLUG-IN**

**DOT & SAE**



Universal

## 7" HIGH POWER LED HEADLIGHT

- 7" high power LED headlight
- Durable corrosion resistant polycarbonate lens & housing
- Solid state design resists shock and vibration
- Easy connection, fits OEM housing, plugs into existing wiring harness, position light requires additional wiring
- Low beam 500 lumens, 5700 Kelvin, 12-24V DC input
- High beam 950 lumens, 5700 Kelvin, 12-24V DC input
- DOT/SAE, FMVSS 108

31084

**HIGH**  
**950**  
**LUMENS**

**LOW**  
**500**  
**LUMENS**

**EASY**  
**PLUG-IN**

**DOT & SAE**

# ULTRALIT™ 7" LED HEADLIGHTS



Universal

## HEATED 7" LED HEADLIGHT W/ POSITION LIGHT

- Features a heating system that automatically de-ices and defrosts the headlight lens
- Integrated monitoring system to turn off heating when snow & ice has cleared from lens
- Powerful 5700k white LEDs with 500 lumens on low function and 1900 lumens on high function
- Durable glass lens with heavy duty corrosion resistant aluminum housing resists shock and vibration
- Super bright white center position light bar with 4 LEDs.  
Position light wiring required
- Easy plug-in design with H4 style connector plug.
- Compatible with any 12-24V DC setups
- DOT/SAE, FMVSS 108, IP67 water resistant rating
- Low function: Draws 3.5A (heat on)/1.0A (heat off) at 12V
- High function: Draws 5.5A (heat on)/2.5A (heat off) at 12V

31248



Universal

## HEATED 7" LED HEADLIGHT

- Features a heating system that automatically de-ices and defrosts the headlight lens
- Integrated monitoring system to turn off heating when snow & ice has cleared from lens
- Durable corrosion resistant polycarbonate lens, rear housing & electronics resist shock and vibration
- Easy plug-in design with standard H4 style connector plug for ease of installation
- Low beam 500 lumens, high beam 950 lumens, 5700 kelvin color temperature
- Not compatible with factory equipped LED headlights
- Operates on 12 volts, and 24 volts DC, DOT/SAE, FMVSS 108
- DOT/SAE, FMVSS 108

34138 | Heated LED Headlight



# ULTRALIT<sup>™</sup> 7" LED HEADLIGHTS



*Universal*

## 7" CRYSTAL HEADLIGHT W/ LED HALO RING

- Beautiful crystal clear glass lens
- Reinforcement multi-surfaced, aluminum reflector
- Includes quartz halogen 12V 65/55W 9007 bulb with 9007 to H4 adapter
- DOT/SAE, FMVSS 108

**31284 | Amber LED Halo Ring**

**31285 | White LED Halo Ring**



**65/55  
WATTS**

**DOT & SAE**



*Universal*

## 7" CRYSTAL HEADLIGHT W/ 34 LED POSITION LT.

- Reinforced multi-surfaced aluminum reflector housing
- Aluminum reflector, anti-vibration structural design
- Features single function, 34 LEDs position light
- H4/HB2/9003 halogen bulb: 12V 65/55W, replaces H6017/ H6024
- LED position lights can be converted to dual function with control module, item #31372 (not included)
- DOT/SAE, FMVSS 108

**31378 | Amber LED Position Light**

**31379 | White LED Position Light**



**65/55  
WATTS**

**DOT & SAE**

# ULTRALIT™ 7" HEATED LED HEADLIGHTS



Universal

## 7" CRYSTAL HEADLIGHT W/ LED POSITION LT.

- Beautiful crystal clear front lens with quality projector glass
- Reinforced multi-faceted, aluminum reflector, anti-vibration design
- Include 12V 65/55W 9007 (HB5) halogen bulb
- Positioned amber LEDs with high/low brightness
- Includes 9007 halogen bulb and H4 plug adapter
- DOT/SAE, FMVSS 108

31247



**65/55  
WATTS**

**DOT & SAE**



Universal

## 7" CRYSTAL HEADLIGHT W/ 10 LED POSITION LT.

- Reinforced multi-faceted, aluminum reflector, anti-vibration design
- Halogen bulb: HB2/9003-12V 65/55W, replaces H6017/H6024
- LED portion of the light for auxiliary/utility purposes
- Simple 3 wire hookups, white = ground, black = 12V & function# 1, red = 12V & function # 2
- DOT/SAE, FMVSS 108

S2010LED



**65/55  
WATTS**

**DOT & SAE**



Universal

## 7" HALOGEN SEALED BEAM LIGHT H6024

- OE style glass lens sealed beam headlights filled with halogen gas is a direct replacement for H6024
- Design for all 12V application, 60/35W
- DOT/SAE FMVSS 108

30356

**DOT & SAE**



Universal

## 7" CRYSTAL LIGHT

- Beautiful crystal clear glass front lens
- Reinforced aluminum reflector, rugged anti-vibration construction
- Sylvania halogen bulb: H4/HB2 12V 65/55W
- Direct replacement to sealed beam type headlights, H6014/H6024
- DOT/SAE, FMVSS 108

31387

**DOT & SAE**

# 7" HEADLIGHTS



Universal

## 7" LED PROJECTION LIGHT - CLASSIC STYLE

- Unique retro look with vintage style front lens pattern design
- Super bright 2,700 lumen high beam (4 LEDs) and 1,200 lumen projector low beam (single LED)
- 60 LEDs dual color white/amber position halo ring with amber automatic override feature
- Die-cast housing and polycarbonate lens provide maximum protection and durability
- Solid state design resists shock and vibration, IP67 water resistant rating
- Easy installation, plugs into existing wiring harness
- NOTE: Due to large heat sink, modification to headlight bucket might be required
- LED halo requires additional wiring installation. Wiring color code: Red= White LED halo, Yellow= Amber LED halo
- For off-road and show use only

31499 | White/Amber LED Position Halo Ring

**HIGH**  
2700  
LUMENS

**LOW**  
1200  
LUMENS

**DUAL  
LED**



**LED  
SEQUENTIAL  
LIGHT**

Universal

## 7" 24 LED LIGHT W/ DUAL COLOR POSITION LT.

- Rugged die cast aluminum housing provides maximum protection from vibration and the elements
- 24 high power 3W LED dual function light with 8 dual color LED position light bar
- 6000K LED color white output rating of 2000 lumens on low function, 5000 lumens on high function
- Position light white LEDs with a output rating of 200 lumens, amber LEDs with 125 lumens
- LED position light bar changes from white to amber when sequential light is activated
- Sequential amber position light can be connected for left-hand or right-hand operation
- 12-24V DC operational voltage, IP67 water resistant rating
- For off-road use only

36452

**HIGH**  
1600  
LUMENS

**LOW**  
900  
LUMENS

**LED  
POSITION  
LIGHT**




Universal

## 7" CIRCULAR LIGHT W/ REPLACEABLE H4 BULB

- 7" round lights with glass lens & replaceable H4 bulb
- Replaces H6014/H6024, high and low beam
- H4 bulb included. For off-road and show use only

A5023-3



Universal

## 7" SEALED BEAM LIGHT

- 7" regular 6014 sealed beam lights
- Replaces H6014/H6024, high and low beam

30354

ULTRALIT

## 5 3/4" LED HEADLIGHTS



Universal

### 5 3/4" LED HEADLIGHT W/ POSITION LIGHT

- High power 1200 lumens low beam and 1000 lumens high beam LED, with bright LED position Light bar
- Beautiful crystal polycarbonate front lens
- Reinforced aluminum reflector with rugged anti-vibration construction
- Easy plug-in design with H4 plug and pre-crimped leads with flanged spade terminals for LED bar wiring
- LED light bar can be used as turn signal light or regular DRL
- DOT/SAE, FMVSS 108,

31259 | Amber LED Position Light Bar

31267 | White LED Position Light Bar

HIGH  
**1200  
LUMENS**

LOW  
**1000  
LUMENS**



**DOT & SAE**



Universal

### 5 3/4" 8 HIGH POWER LED HEADLIGHT

- Replaces most H5001 and H5006 seal beam bulbs
- Solid state design resists shock and vibration
- Easy connection, plugs into existing wiring harness
- Low beam: 12V DC input, 1,020 lumens, 5700K, 0.9 amps/12 watts
- High beam: 12V DC input, 1,600 lumens, 5700K, 1.5 amps/19 watts
- IP67 water resistant rating
- DOT/SAE, FMVSS 108,

31201 | Silver

31202 | Black

HIGH  
**1600  
LUMENS**

LOW  
**1020  
LUMENS**

**DOT & SAE**

# 5 3/4" LED HEADLIGHTS

## Universal

### 5 3/4" LED HEADLIGHT W/ LED DRL/POSITION LT.

- High power 1200 lumens low beam and 1450 lumens high beam LED
- Bright dual function daytime running light/position light bar with 18 bright white LEDs
- Beautiful crystal clear polycarbonate front lens
- Reinforced aluminum reflector, rugged anti-vibration construction
- Direct replacement to sealed beam type headlights
- Easy plug-in design with H4 plug and male bullet plugs for position light wiring, 12V DC compatible
- DOT/SAE, FMVSS 108
- Wire color code: Red=low beam, white=high beam, black=ground, brown=position light, blue=DR
- IP67

31020

**HIGH**  
1200  
LUMENS

**LOW**  
1450  
LUMENS



**DOT & SAE**



## Motorcycle

### 5 3/4" LED HEADLIGHT W/ LED DRL/POSITION LT.

- High power 1000 lumens low beam and 1250 lumens high beam LED
- Bright dual function daytime running light/position light bar with 18 bright white LEDs
- Beautiful crystal clear polycarbonate front lens
- Reinforced aluminum reflector, rugged anti-vibration construction
- Direct replacement to sealed beam type headlights
- Easy plug-in design with H4 plug and male bullet plugs for position light wiring, 12V DC compatible
- DOT/SAE, DRL M P HL 23 Motorcycle
- For off highway and show use only in cars and trucks
- Wire color code: Red=low beam, white=high beam, black=ground, brown=position light, blue=DR

31029

**HIGH**  
1250  
LUMENS

**LOW**  
1000  
LUMENS



**DOT & SAE**



# ULTRALIT<sup>®</sup> 5 3/4" LED HEADLIGHTS

Universal

## 5 3/4" LED HEADLIGHT W/ 60 LED LIGHT BAR

- Single CREE type LED with bright 1000 lumens output
- Features 30 dual color LEDs, bright white and amber LED position light bars
- Amber LEDs automatically overrides white LEDs when powered, perfect for use as turn signal
- Beautiful crystal polycarbonate front lens
- Reinforced aluminum reflector, rugged anti-vibration construction
- Perfect for all 4 headlamp systems in cars and trucks
- Easy plug-in design with H4 plug for main high beam/low beam function
- Wiring required for white and amber LED position light. Wiring code: Yellow wire=Amber LEDs, Red wire=White LEDs
- Wire color code: Red=low beam, white=high beam, black=ground, brown=position light, blue=DR
- DOT/SAE, FMVSS 108

**35887 | Low Beam**

**35888 | High Beam**

**HIGH 1000 LUMENS**

**LOW 1000 LUMENS**

**LED POSITION LIGHT**

**DOT & SAE**



Universal

## 5 3/4" CRYSTAL LIGHT, GLASS LENS

- Beautiful crystal clear glass front lens
- Reinforced multi-surfaced, aluminum reflector, rugged anti-vibration construction
- Sylvania 12V 65/55W 9007 halogen bulb pre-installed
- 9007 to H4/ 9003 adapter plug included, item #34208
- Direct replacement to sealed beam type headlights, H5001/H50068
- DOT/SAE, FMVSS 108
- For brighter lights, use of a headlight relay harness is recommended

**31386**

**60/55 WATTS**

**DOT & SAE**

Universal

## 5 3/4" CRYSTAL HALOGEN LIGHT

- Flat crystal clear glass lens with chrome metal reflector
- 5 amber LED have high/low function, 12V
- 60/55 watt H4 inner head light bulb is replaceable part number 30355
- Advance multi-faceted surface helps you see further and react faster
- Well packaged in attractive display box

**S2005LED**

**LED POSITION LIGHT**

**60/55 WATTS**



**5"X7" LED HEADLIGHTS***Universal***5"X7" LED HEADLIGHT W/ LED LIGHT BAR**

- 7 high power LED headlight with 3 LED position light bar
- High and low function
- Reinforced aluminum reflector
- Easy installation, fits OEM housing, plugs into existing wiring harness
- IP66 rated
- DOT/SAE, FMVSS 108
- Low beam application: 1,680 lumens, 12-24V DC input, 1.15 amps
- High beam application: 2,850 lumens, 12-24V DC input, 2.7 amps

**31120****HIGH**  
**2850**  
**LUMENS****LED**  
**POSITION**  
**LIGHT****LOW**  
**1680**  
**LUMENS****DOT & SAE***Universal***5"X7" LED CRYSTAL HEADLIGHT**

- 5 high power LED crystal headlight with high and low beam function
- Reinforcement multi-surfaced, aluminum reflector behind crystal clear front lens
- Low beam feature single high power super bright LED. High beam turns on the additional 4 LEDs at the bottom
- DOT/SAE, FMVSS 108

**31297****DOT & SAE**

# ULTRALIT<sup>™</sup> 5"X7" LED HEADLIGHTS




Universal

## 5"X7" HIGH POWER LED HEADLIGHT

- Durable corrosion resistant polycarbonate lens & housing
- Solid state design resists shock and vibration
- Easy connection, fits OEM housing, plugs into existing wiring harness
- High beam 1,100 lumens, low beam 600 lumens
- DOT/SAE, FMVSS 108

31087




Universal

## HEATED 5"X7" LED HEADLIGHT

- Features a heating system that automatically de-ices and defrosts the headlight lens when outside temperature reaches 50 degrees Fahrenheit (10 Celsius) or below
- Integrated monitoring system to turn off heating when snow & ice has cleared from lens
- Powerful 5700K white LEDs with 500 lumens on low function and 1600 lumens on high function
- Durable glass lens with heavy duty corrosion resistant aluminum housing. Resists shock and vibration
- Easy plug-in design with standard H4 style connector plug for ease of installation
- Low beam 600 lumens, High beam 1100 lumens, 6000 kelvin color temperature
- Operates on 12 volts, and 24 volts DC
- DOT/SAE, FMVSS 108

34137



ULTRALIT™

## 5"X7" LED HEADLIGHTS

Universal

### HEATED 5"X7" LED HEADLIGHT W/ POSITION LT.

- Features a heating system that automatically de-ices and defrosts the headlight lens
- Integrated monitoring system to turn off heating when snow & ice has cleared from lens
- Powerful 5700K white LEDs with 500 lumens on low function and 1600 lumens on high function
- Durable glass lens with heavy duty corrosion resistant aluminum housing, resists shock and vibration
- Super bright white center position light bar with 4 LEDs. Position light wiring required
- Easy plug-in design with standard H4 style connector plug for ease of installation
- Compatible with any 12-24V DC setups
- Note: Due to large heat sink, modification to headlight bucket might be required
- DOT/SAE, FMVSS 108, IP67 water resistant rating
- Low function: draws 3.5A (heat on)/1.0A (heat off) at 12V
- High function: draws 5.0A (heat on)/2.5A (heat off) at 12V

31249



Universal

### 5"X7" CRYSTAL HEADLIGHT - GLASS LENS

- Beautiful crystal clear glass front lens
- Reinforced aluminum reflector, rugged anti-vibration construction
- Sylvania halogen bulb: H4/HB2-12V 60/55W
- Direct replacement to sealed beam type headlights, H6054
- DOT/SAE, FMVSS 108

31389



# ULTRALIT<sup>™</sup> 5"X7" LED HEADLIGHTS

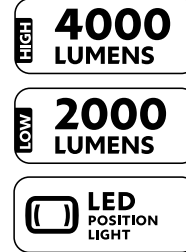


Universal

## 5"X7" 22 LED LIGHT W/ LED POSITION LT. BARS

- Rugged die cast aluminum housing provides maximum protection from vibration and the element
- 22 high power LED dual function light with 12 LED position light bars
- 6500K LED position light bars with 100 lumens output rating
- High function: 4000 lumens output, Low function: 2000 lumens output
- Ultra slim profile design and hardwired H4 plug for easy installation
- Position light requires additional wiring
- 12-24V DC operational voltage
- IP67 water resistant rating
- For off-road use only

36450



Universal

## 5"X7" 9 LED LIGHT W/ POSITION LT. BAR

- 9 high power LED rectangular headlight with 6 white LED light bar
- Reinforced aluminum reflector, rugged anti-vibration construction
- 9 high power 5W LED dual function with 6 LED position light bar
- High beam 3,700 lumens, low beam 1,800 lumens
- 12-24V DC operational voltage
- IP67 weatherproof rating
- Hardwired H4 plug for easy installation

34122



Universal

## 5"X7" CRYSTAL LIGHT - PLASTIC LENS

- 5" X 7" (200 mm X 140 mm) crystal rectangular light with plastic lens
- Reinforced aluminum reflector
- Rugged anti-vibration construction
- Halogen bulb: H4/HB2-12V 65/55W
- Replaces H6054, SAE approved
- Note: modification to headlight bucket might be required

31377

ULTRALIT™

## 4"X6" LED HEADLIGHTS



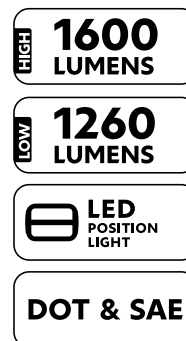
Universal

### 4"X6" LED HEADLIGHT W/ WHITE POSITION LT.

- High power LED headlight w/ quality crystal clear polycarbonate lens
- Center light bar with 9 super bright white LEDs
- Waterproof die-cast housing provides maximum protection and durability
- OEM fit, plugs into existing wiring harness. Wiring required for position light
- 1,600 lumens on high beam, and 1,260 lumens on low beam
- DOT/SAE, FMVSS 108

**31152 | Low Beam**

**31153 | High Beam**



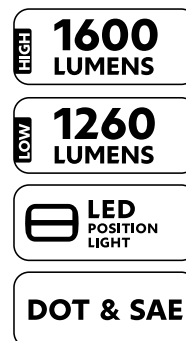
Universal

### 4"X6" LED HEADLIGHT W/ AMBER POSITION LT.

- High power LED headlight with quality crystal clear polycarbonate lens
- Center position light bar with dual function 9 super bright LEDs
- IP67 water resistant die-cast housing provide maximum protection and durability
- OEM fit, plugs into existing wiring harness. Wiring required for position light
- 1,600 lumens on high beam, and 1,260 lumens on low beam
- DOT/SAE, FMVSS 108

**31150 | Low Beam**

**31151 | High Beam**



# ULTRALIT™ 4"X6" LED HEADLIGHTS



Universal

## 4"X6" LED CRYSTAL HEADLIGHT

- 5 high power LED 4" X 6" crystal headlight
- High and low beam function
- Reinforced aluminum reflector
- Rugged anti-vibration construction
- Replaces H4651/H4656
- DOT/SAE, FMVSS 108

31365

**DOT & SAE**



Universal

## 4"X6" LED HEADLIGHT

- Durable corrosion resistant polycarbonate lens & housing
- Solid state design resists shock and vibration
- Easy connection, fits OEM housing, plugs into existing wiring harness
- Low beam 750 lumens, 6500kelvin, 12-24v DC input
- High beam 1000 lumens, 6500 Kelvin color temperature, 12-24V DC input
- DOT/SAE, FMVSS 108

31088 | Low Beam

31089 | High Beam

**HIGH 1000 LUMENS**

**LOW 750 LUMENS**

**DOT & SAE**



Universal

## 4"X6" CREE LED HEADLIGHT

- Single high power Cree LED headlight
- Solid state design resists shock and vibration, DOT/SAE FMVSS 108
- Improves visibility with whiter light output that is closer to daylight
- Die-cast aluminum housing provides maximum protection
- Solid state design resists shock and vibration, impact resistant polycarbonate lens provides unparalleled protection
- Load resistor may be required for proper installation
- DOT/SAE and FMVSS 108
- Low beam application: 12-24V DC input, 0.80 amps @ 12.8V DC, lumen output: 400
- High beam application: 12-24V DC input, 1.10 amps @ 12.8V DC, lumen output: 550

31396 | Low Beam

31397 | High Beam

**HIGH 550 LUMENS**

**LOW 400 LUMENS**

**DOT & SAE**



Universal

## 4"X6" 8 HIGH POWER LED HEADLIGHT

- Improves visibility with whiter light output that is closer to daylight, output rated at 400 lumens
- Die-cast aluminum housing provides maximum protection from the elements
- Die-cast aluminum housing provides maximum protection from the elements
- IP67 rating: Protected from dust and capable of withstanding water immersion, offering increased reliability and service life
- Dual power: use with 12V DC or 24V DC system
- DOT/SAE, FMVSS 108

31358 | Low Beam

31359 | High Beam

**HIGH 400 LUMENS**

**LOW 400 LUMENS**

**DOT & SAE**

# 4"X6" LED HEADLIGHTS



Low Beam



High Beam

Universal

## HEATED 4"X6" LED HEADLIGHTS

- Features a heating system that automatically de-ices and defrosts the headlight lens
- Durable glass lens with heavy duty corrosion resistant aluminum housing. Resists shock and vibration
- Durable corrosion resistant polycarbonate lens, housing & electronics resist shock and vibration
- Easy plug-in design with standard H4656 style connector plug
- Dimensions: 6.6" x 4.2" x 3.2"
- Not compatible with factory equipped LED headlights
- DOT/SAE, FMVSS 108
- Low beam 1,000 Lumens, 12-24V DC, 20 watts. High beam 1,200 lumens, 12-24V, 24 watts

34131 | Low Beam

34132 | High Beam



Low Beam



High Beam

Universal

## HEATED 4"X6" LED HEADLIGHTS

- Features a heating system that automatically de-ices and defrosts the headlight lens
- Integrated monitoring system to turn off heating when snow & ice has cleared from lens
- Durable corrosion resistant polycarbonate lens, housing & electronics resist shock and vibration
- Easy plug-in design with standard H4656 style connector plug for ease of installation
- High beam 1000 lumens, 6500 Kelvin color temperature. Not compatible with factory equipped LED headlights
- DOT/SAE, FMVSS 108

34135 | Low Beam

34136 | High Beam



# ULTRALIT<sup>™</sup> 4"X6" LED HEADLIGHTS



Low Beam



High Beam



Universal

## HEATED 4"X6" LED HEADLIGHTS

- Features a heating system that automatically de-ices and defrosts the headlight lens
- Integrated monitoring system to turn off heating when snow & ice has cleared from lens
- Durable glass lens with heavy duty corrosion resistant aluminum housing, resists shock and vibration
- Easy plug-in design with standard H4656 style connector plug for ease of installation
- Dimensions: 6.6" x 4.2" x 3.2"
- Not compatible with factory equipped LED headlights
- DOT/SAE, FMVSS 108
- Low beam 1,000 lumens, 12-24V DC, 20 watts, high beam 1,200 lumens, 12-24V DC, 24 watts

34133 | Low Beam

34134 | High Beam



Universal

## 4"X6" LED CRYSTAL HEADLIGHT

- Crystal headlight with 9 amber LED position lights
- Reinforced aluminum reflector
- Rugged anti-vibration construction
- Sold individually, please specify low beam or high beam
- DOT/SAE, FMVSS 108

31373 | Low Beam

31374 | High Beam



Universal

## 4"X6" CRYSTAL HL W/ LED POSITION LIGHT

- Crystal headlight with 9 white LED position lights
- Reinforced aluminum reflector
- Rugged anti-vibration construction
- Sold individually, please specify low beam or high beam
- DOT/SAE, FMVSS 108

31368 | Low Beam

31369 | High Beam



# 4"X6" LED HEADLIGHTS



Universal

## 4"X6" CRYSTAL HEADLIGHT - DUAL FUNCTION

- 4"X6" Rectangular headlight with glass lens
- Reinforced aluminum reflector, rugged anti-vibration construction
- Replaceable bulb, Sylvania halogen bulb: SEA-9007 12V 65/55W
- Direct replacement to sealed beam type headlights, H4651/H4656
- High and low beam, 9007 to H4656 bulb adapter plug included
- DOT/SAE, FMVSS 108

**31388**

**DOT & SAE**



Universal

## 4"X6" CRYSTAL HEADLIGHT - HIGH BEAM

- Reinforced aluminum reflector, rugged anti-vibration construction
- Sylvania 12V 65/55W 9007 halogen bulb pre-installed
- Direct replacement to sealed beam type headlights, H4651/H4656
- 9007 to H4656 adapter plug included, item #34206
- DOT/SAE, FMVSS 108

**31390**

**DOT & SAE**



Universal

## 18 HIGH POWER LED LIGHT W/ POSITION LT.

- Rugged die cast aluminum housing provides maximum protection from vibration and the elements
- 18 high power 3W LED dual function with 10 LED position light bars
- 6500K LED color with output rating of 1500 lumens on low function, 3500 lumens on high function
- Bright white LED position light bars with 100 lumens output rating
- Ultra slim profile design and hardwired H4 plug for easy installation
- Position light requires additional wiring
- 12-24V DC operational voltage
- IP67 water resistant rating
- For off-road use only

**36449**

**HIGH**  
**3500**  
**LUMENS**

**LOW**  
**1500**  
**LUMENS**

**LED**  
**POSITION**  
**LIGHT**



# ULTRALIT™ 4"X6" LED HEADLIGHTS



Universal

## 4"X6" LED HEADLIGHT W/ LED POSITION LT. BAR

- Rugged die cast aluminum housing provides maximum protection from vibration and the elements
- Reinforced aluminum reflector, rugged anti-vibration construction
- 9 high power 5W LED dual function light with 6 LED position light bar
- 6000K LED color with output rating of 1600 lumens on low function, 3000 lumens on high function
- Bright white LED position light bar with 180 lumens output rating
- IP67 water resistant rating
- For off-road use only

34125

**HIGH**  
3000  
LUMENS

**LOW**  
1600  
LUMENS

**LED**  
POSITION  
LIGHT



Universal

## 4"X6" CRYSTAL PROJECTION LIGHT

- Crystal projection light with 6 white LED position lights
- Reinforced aluminum reflector, rugged anti-vibration construction
- Low beam includes two 9005 adapter plugs (one 3 wire to 2 wire plug and one 2 wire plug)
- High beam has 2 wires and 9005 adapter plug
- Sold individually, please specify low beam or high beam

31375 | Low Beam

31376 | High Beam



Universal

## 15 HIGH POWER LED PROJECTOR LIGHT

- Rugged die cast aluminum housing provides maximum protection from vibration and the elements
- 15 high power 3W LEDs with individual projector glass lens
- 6000K LED color with output rating of 1100 lumens on low function, 2000 lumens on high function
- Easy connection with hardwired H4 plug
- 12-24V DC operational voltage
- IP67 water-resistant
- For off-road use only

34123

**HIGH**  
2000  
LUMENS

**LOW**  
1100  
LUMENS



Universal

## 15 HIGH POWER LED RECTANGULAR LIGHT

- Rugged die cast aluminum housing provides maximum protection from vibration and the elements
- 15 high power 3W LEDs with crystal clear lens
- 6000K LED color with output rating of 1100 lumens on low function, 2000 lumens on high function
- Easy connection with hardwired H4 plug
- 12-24V DC operational voltage
- IP67 water resistant rating
- For off-road use only

34124

**HIGH**  
2000  
LUMENS

**LOW**  
1100  
LUMENS

# BULBS

1990-98 Chevy & GMC Truck

## COMPOSITE TYPE HEADLIGHT WITH BRACKET

- High quality injection molded polycarbonate lens
- Includes excellent OE spec mounting bracket and adjustment post
- Replaceable 9005/HB4 and 9006HB3 halogen bulbs
- Fits 1990-1998 1500 Series, 1990-2000 2500 Series, and 1990-2001 3500 Series. Also fits 1992-1999 Chevy Tahoe/Blazer, GMC Yukon, and Chevy/GMC Suburban

**110954 | Left Hand**

**110955 | Right Hand**



Universal

## HIGH POWER H4 LED BULB WITH FAN

- 23W low beam application, 25w high beam application
- 1800 lumen low beam output
- 2400 lumen high beam output
- Includes driver/controller for easy installation, replaces any H4 bulb. driver/controller is approximately 2-3/16" I X 7/8" W X 5/8" H

**36512**



Universal

## HIGH POWER 9006/HB4 LED BULB (2 -PACK)

- 20W low beam application, 2300 lumen output
- Forced convection design with cooling fan and heat sink, to increase service life
- Includes driver/controller for easy installation, made to fit most 9006/HB4 applications
- Driver/controller is approximately 2-1/4" I X 15/16" W X 5/8" H

**36513**



Universal

## TRIPLE COLOR HIGH POWER H11 LED BULBS (2 -PACK)

- Triple Color High Power 12V H11 LED Bulbs - White/Yellow/W+Y
- Special engineered 240 degree wide angle LED design
- Primary 6000K white color temp. LED with 1400 lumen output
- Secondary 3000K bright yellow color temp. LED with 1400 lumen output
- Tertiary 4300K white with yellow tint color temp. LED, 1400 lumen output
- Features highly efficient rear heatsink design to help dissipate heat and prolong bulb life
- Small form factor in-line LED driver ballast
- Easy plug-in design to H11 housing and socket
- Includes quality high temp rubber seal on bulb body
- Primary white LED comes on by default. To switch over to secondary or tertiary, simply turn off and on within 10 seconds
- Warning: Secondary yellow LED is designated for fog light use only, not to be use as normal driving light

**36468**



Universal

## 9005/HB3 LED HEADLAMP BULB

- 2 Cree high power white LED headlamp bulb
- 10W low beam application, bright 1,200 lumen output, 6,000k
- Fan-less design, proprietary heat sink dissipates excess heat
- Sold individually

36888



Universal

## HIGH POWER DUAL CREE LED 9006/HB4 BULB

- Features 2 CREE 12V LEDs with total of 20W power
- 6000K white color, bright 1200 combined lumens output
- Fanless design, proprietary aluminum heat sink dissipates excess heat

36904



Universal

## 9006 XEON WHITE HALOGEN BULB (2 -PACK)

- Quality standard 9006 type bulb with Xeon white color output
- 12V/80W

39135



Universal

## XENON WHITE 9007 HALOGEN BULB

- 12V, Hi/Low function
- High beam 100 watt/low beam 80 watt
- Sold in pairs

39132



Universal

## 9005 XEON WHITE HALOGEN BULB (2 -PACK)

- Quality standard 9006 type bulb with Xeon white color output
- 12V/100W

39139



Universal

## 12V H3-100W HALOGEN BULB (2 -PACK)

- Extra bright 100 watt
- Typically used for fog light applications on many US and European cars & trucks
- Sold 2 Pcs. on card

39114



Universal

## 9004 HEADLIGHT HALOGEN BULB

- Standard non-tinted glass bulb
- 100/80W

39116



Universal

## H4 CLEAR HALOGEN BULB - 60/55W

- 12V H4 halogen bulb
- Triple contact

30355

# BULBS/ADAPTERS/ETC.

For 1928-1932 Ford Car/Truck

## 12-3/4" BRAIDED SS HEADLIGHT CONDUIT WITH 5 WIRES

- 12-3/4" long braided stainless steel conduit
- Machined aluminum ends with 1/2"-20 threaded mounting hardware
- One end designed to fit original conduit hole on 1928-32 Ford radiator shells
- If desired, one end is removable to cut & shorten conduit
- Heavy 14 gauge wire for headlight power
- 2 extra 16 gauge wires to power turn signals and parking lights

**S1105 | 12-3/4" Braided SS Headlight Conduit (Pair)**




Universal

## LED HL ANTI FLICKER MODULE & ADAPTER

- LED headlight PWM anti flicker module & adapter for most vehicles using pulse width modulated electrical systems
- Eliminates flicker on LED headlamps
- Adapts common H13 plug to H4 plug used by most LED headlights

**34217B**



Universal

## 9005/9006 HEADLIGHT RELAY HARNESS KIT

- Sends high amperage to headlamps and corrects dim lights
- 12 volt



**34264**

Universal

## HEADLIGHT PIGTAIL

- 3 contact female pigtail for H4 halogen bulbs
- Heat resistant wire, OEM #: 01A-13076
- Sealed beam or halogen bulb socket with 3 high heat resistant nylon wires, black, green and red

**34222**



Universal

## H4 HEADLIGHT RELAY HARNESS KIT

- Sends high amperage to headlamps and corrects dim lights
- Works on original style 6014 sealed beams

**34263**


# LED CONTROL MODULE

Universal

## DUAL FUNCTION LED CONTROL MODULE

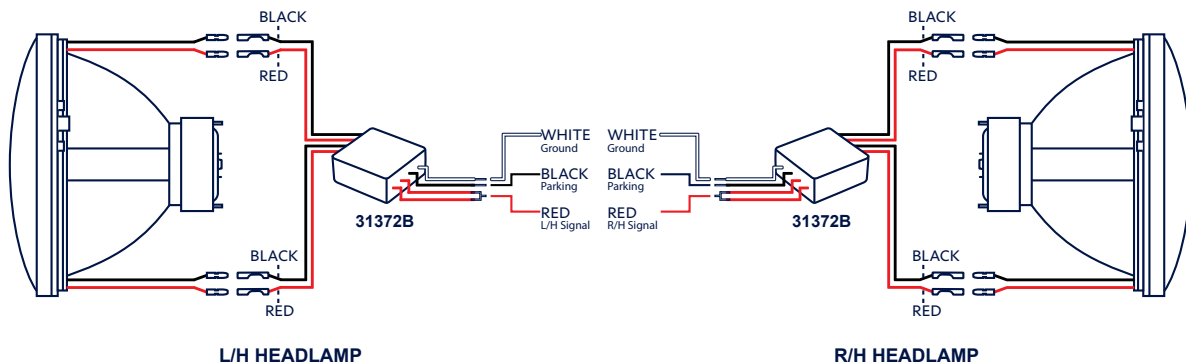
- Add dual function high/low brightness to 31378 and 31379 headlamps with 34 LED accent lights
- Built in split operation for motorcycle application
- Easy plug & play hookup, wiring instructions included
- Sold individually, for 12 Volt LED use only

31372



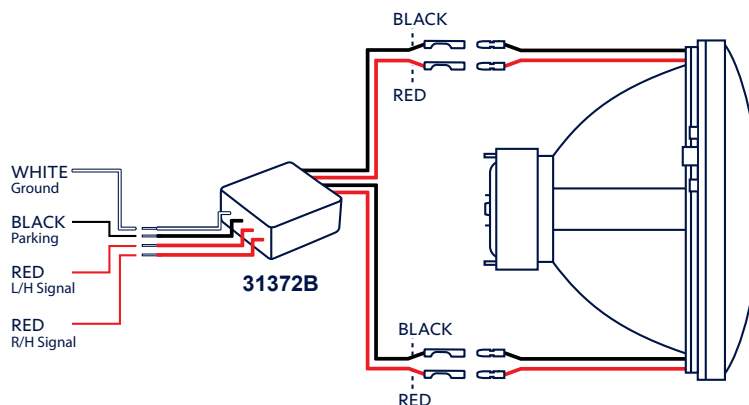
### For Cars & Trucks

- Red wires 12+ for turn signal (high brightness). Connect BOTH red wires together.
- Black wire 12+ for parking/running light (lower brightness).
- White wire negative (ground-).



### For Motorcycles

- Red wires 12+ for R/H and L/H turn signal (high brightness).
- Black wire 12+ for parking/running light (lower brightness).
- White wire negative (ground-).



# HEADLIGHT PARTS



1947-54 Chevy Truck

## HEADLIGHT RIM KIT

- Includes 2 polished stainless steel headlight bezels, 2 rubber "o" ring gaskets, 2 set clips
- Headlight bezels, "o" rings, and clip set also available separately

C7011-KIT

C7011 | Headlight Bezel Only

C7012 | Bezel "O" Ring Only

C7013 | Headlight Clip Set Only




1963 Chevrolet Truck

## CHROME HEADLIGHT BEZEL

- Beautiful triple chrome plating
- 8 oval head sheet metal screws included
- Sold in pairs

110429



1955-57 Chevy Truck

## CHROME HEADLAMP BEZEL SET

- Beautiful chrome plating
- High quality rubber seals included
- Sold as a set

110705



1969-72 Chevrolet Truck

## ANODIZED ALUMINUM HEADLIGHT BEZEL

- Quality stamped 24 gauge aluminum with rolled edges
- Beautiful clear anodized finish

110870 | L/H

110871 | R/H



1947-54 Chevy & GMC Truck

## HEADLIGHT BUCKET

- Steel reproduction like original
- Includes inner headlamp cradle, aiming adjusters, springs, chrome headlamp retainer ring and screws
- Headlamp wiring pigtail with ring terminals like original
- Fits L/H Driver and R/H Passenger

110282




1955-57 Chevy & GMC Truck

## HEADLIGHT BUCKET

- Steel reproduction like original
- Includes headlamp bulb retaining ring and electrical pigtail
- Fits L/H Driver and R/H Passenger

110283



1967-72 GMC Truck

## HEADLIGHT MOUNTING BUCKET SET

- High quality 19 gauge sheet metal stamped buckets, 8 piece set
- Each bucket is properly trimmed with grooves for specific bulbs
- Chrome plated headlight retainer rings
- 6-32 screws included for mounting retainer ring to bucket

110358

# HEADLIGHT VISORS



*Universal*

## **7" ROUND HEADLIGHT DROP VISOR**

- Sold individually

**10532 | Stainless Steel**



*Universal*

## **7" ROUND HEADLIGHT VISOR**

- Sold individually

**10468 | Stainless Steel**

**10467 | Chrome**

*5-3/4" Headlight*

## **STAINLESS STEEL VISOR**

- Highly polished 304 premium grade stainless steel for durability and shine
- Made with quality tooling to ensure smooth finish

**10533 | SS Visor**

**10533B | SS Visor (Bulk)**





Universal

### CHROME HALF MOON HEADLIGHT SHIELDS

- Stick out style headlight visor
- Fits 5 3/4" headlights or dual round headlight systems
- Sold in pairs

10476 | 7 1/2" | Chrome | Fits 6014, 6015, 6016

10477 | 5 3/4" | Chrome | Fits 4000, 4001, 4040, 5001

21476 | 7 1/2" | SS | Fits 6014, 6015, 6016

21477 | 5 3/4" | SS | Fits 4000, 4001, 4040, 5001



Universal

### OUTSIDE MOUNTING HEADLIGHT VISORS

- Stainless steel
- Fits 7 1/2" headlights
- Sold in pairs

C5010



Universal

### TRANSPARENT PLASTIC VISORS

- 7 1/2" headlight visor
- Sold in pairs

C2001A | Amber

C2001B | Blue

C2001G | Green

C2001R | Red

## HEADLIGHT VISORS



Universal

### HEADLIGHT VISORS WITH GLASS DOTS

- 7 1/2" round headlight visor
- Sold individually

10444 | Blue Dot | Chrome

10445 | Blue Dot | Stainless Steel



Universal

### OUTSIDE MOUNTING HEADLIGHT VISORS

- Stainless steel
- Fits 7 1/2" headlights
- Sold in pairs

C5006



Universal

### CHROME CATS EYE HEADLIGHT COVERS

- Also fits Volkswagen 67-68 Beetle, 67-73 Type II, 68/69 Bus, 74-77 Dasher, and 75-79 Rabbit
- Sold in pairs

10466 | 7" Headlights

10461 | 5 3/4" Headlights

# SPOT/FOG LIGHTS



Universal

## CHROME TEARDROP DUMMY SPOT LIGHT

- Dummy spot light with chrome steel housing
- Chrome die-cast arm
- Fits L/H or R/H side
- Not a functional light, no bulb

**30648**



Universal

## 12V VINTAGE CHROME FOG LIGHT - CLEAR LENS

- Chrome housing with universal ball & cup adjustable mounting
- Vintage lens pattern design from the 1940's
- Quartz halogen with replaceable H3 bulb, 35 watt
- Packaged in attractive color display box

**C364008**



Universal

## 12V H3 HALOGEN FOG LIGHT BULB - AMBER LENS

- Vintage lens pattern design from the 1940's
- Replacement amber fog light
- Quartz halogen with replaceable H3 bulb, 35 watt
- Packaged in attractive color display box

**C364003**



Universal

## 12V VINTAGE CHROME FOG LIGHT - AMBER LENS

- Chrome housing with universal ball & cup adjustable mounting
- Vintage lens pattern design from the 1940's
- Quartz halogen with replaceable H3 bulb, 35 watt
- Packaged in attractive color display box

**C364007**



Universal

## 6V VINTAGE CHROME FOG LIGHT - AMBER LENS

- Vintage fog light with glass H3 halogen bulb "old school" look
- Universal application, install anywhere, chrome housing
- Quartz halogen with replaceable H3 bulb, 35 watt, 6V bulb
- Packaged in attractive color display box

**C364009**



Universal

## 12V H3 HALOGEN FOG LIGHT BULB - CLEAR LENS

- Vintage lens pattern design from the 1940's
- Replacement amber fog light
- Quartz halogen with replaceable H3 bulb, 35 watt
- Packaged in attractive color display box

**C364004**

## SPOT/FOG LIGHTS



Universal

### CHROME TEARDROP SPOT LIGHT - AMBER LENS

- Teardrop style with beautiful chrome plated housing
- Estimated 9,000 candlepower light intensity

**30649**



Universal

### CHROME TEARDROP SPOT LIGHT - CLEAR LENS

- Teardrop style with beautiful chrome plated housing
- Estimated 7,000 candlepower light intensity

**30650**



Universal

### SS TEARDROP SPOT LIGHT - AMBER LENS

- Teardrop spot light with stainless steel housing
- Amber (4415a) seal beam = 9,000 cp

**30653**



Universal

### SS TEARDROP SPOT LIGHT - CLEAR LENS

- Teardrop spot light with stainless steel housing
- Clear (4415) seal beam = 7,000 cp


**30654**

Universal

### FOG LAMP WIRING HARNESS KIT

- Complete wire harness from dash switch fog lamps
  - Relay safety handles high amperage draw from fog lights.
- 12 volt

**34266**



# LED PARKING LIGHTS




1947-53 Chevy & GMC Truck

## LED PARKING LIGHT ASSEMBLY

- Complete parking light assembly with LED lens installed
- Polished stainless steel bezel, black housing w/ socket and wires
- 24 amber super bright LEDs, polycarbonate lens
- Dual function with parking light and turn signal
- Epoxy coated, fully sealed electronics, 1157 plug

**CPL4753A-AS | Amber**

**CPL4753C-AS | Clear**



1947-53 Chevy & GMC Truck

## LED PARKING LIGHT LENS

- 24 super bright LED parking light lens
- High quality injection molded polycarbonate lens
- Dual function with parking light and turn signal
- Epoxy coated, fully sealed electronics, 1157 plug

**CPL4753A | Amber**

**CPL4753C | Clear**



1942-46 Chevy Truck

## GLASS PARKING LIGHT LENS

- Excellent quality all glass lens
- Sold individually

**C7010**




1951-53 GMC Truck

## LED PARKING LIGHT

- Amber LEDs with clear lens

**CPL5153C**



1951-53 GMC Truck

## PARKING LIGHT LENS

- Injection molded from high quality polycarbonate plastic
- Sold individually

**C515301 | Clear**

# LED PARKING LIGHTS


1958-59 Chevrolet Trucks

## 21 LED PARKING LIGHT

- High quality injection molded acrylic lens
- 21 bright SMD type LEDs
- Dual function parking light
- Epoxy coated, fully sealed electronics
- Installs in place of the original lens
- Fits L/H or R/H side
- Easy connection with dual contact 1157 plug
- Vehicles using single contact parking light may require rewiring
- Designed for 12V DC systems
- DOT/SAE FMVSS108
- IPX7 water resistant
- LED compatible flasher required for proper operation, item #90652 or 90649

**111099 | Amber LED/Amber Lens**

**111099 | Amber LED/Clear Lens**



1951-53 GMC Truck

## FRONT PARKING LIGHT LENS GASKET, LENS

- Black foam rubber like the original
- Sold in pairs

**C515321 | Lens Gasket**

**C515301 | Lens**



1955-57 Chevy Truck

## PARKING LIGHT LENS

- Great looking replacement with new lens pattern
- Injection molded from high quality polycarbonate plastic

**C555751A | Amber**

1955-57 Chevy & GMC Truck

## LED PARKING LIGHT

- 39 super bright LED parking light
- Polycarbonate lens with LEDs sealed inside
- Dual function with parking light and turn signal
- Easy electrical connection with 1157 plug, 12 volt only

**CPL5557A | Amber**

**CPL5557C | Clear**



1955-57 Chevy Truck

## PARKING LIGHT LENS

- Injection molded from high quality polycarbonate plastic
- Sold individually

**C7014A | Amber**

**C7014C | Clear**

# LED PARKING LIGHTS



1960-66 Chevy & GMC Truck

## LED PARKING LIGHT

- 33 amber super bright LEDs, polycarbonate lens
- Dual function with parking light and turn signal
- Epoxy coated, fully sealed electronics, 1157 plug

CPL6066A



1960-66 Chevy Truck

## PARKING LIGHT LENS

- Injection molded from high quality polycarbonate plastic
- Sold individually

C606621 | Amber Lens



1967-68 Chevy & GMC Truck

## 27 AMBER LED PARKING LIGHT

- 27 amber super bright LEDs, polycarbonate lens
- Dual function with parking light and turn signal
- Epoxy coated, fully sealed electronics, 1157 plug

CPL6768A | Amber Lens/Amber LED

CPL6768C | Clear Lens/Amber LED



1967-68 Chevy Truck

## PARKING LIGHT LENS

- Injection molded from high quality polycarbonate plastic
- Sold individually

C676811A | Amber Lens

C676811C | Clear Lens


1969-70 Chevy Truck

## 36 AMBER LED PARKING LIGHT

- 36 amber super bright LEDs, with amber polycarbonate lens
- Dual function with parking light and turn signal
- Epoxy coated, fully sealed electronics, 1157 plug

CPL6970AL | L/H Driver

CPL6970AR | R/H Passenger



# LED PARKING LIGHTS



1969-70 Chevy & GMC Truck

## 36 AMBER LED PARKING LIGHT

- 36 amber super bright LEDs, with clear polycarbonate lens
- Dual function with parking light and turn signal
- Epoxy coated, fully sealed electronics, 1157 plug

**CPL6970CL | L/H Driver**

**CPL6970CR | R/H Passenger**




1969-70 Chevy Truck

## PARKING LIGHT LENS

- Injection molded from high quality polycarbonate plastic
- Sold individually

**C697020 | Amber L/H Driver**

**C697021 | Amber R/H Passenger**



1971-72 Chevy Truck

## 34 AMBER LED PARKING LIGHT

- 34 super bright amber LEDs, polycarbonate lens
- Dual function, epoxy coated, fully sealed electronics, 1157 plug
- Fits L/H Driver and R/H Passenger

**CPL7172A | Amber Lens/Amber LED**

**CPL7172C | Clear Lens/Amber LED**



1971-72 Chevy Truck

## PARKING LIGHT LENS

- Injection molded from high quality polycarbonate plastic
- Fits L/H Driver and R/H Passenger
- Sold individually

**C717221 | Amber**

# LED PARKING LIGHTS

1973-80 Chevy & GMC Truck

## 17 AMBER LED PARKING LIGHTS WITH SS TRIM

- High quality injection molded polycarbonate lens
- Fully epoxy sealed electronics to resist corrosion and moisture
- Feature 17 bright SMD type amber LEDs
- Beautiful stainless steel trim
- Dual function with parking light & bright turn signal
- Easy electrical connection, 1157 plug, no modification to vehicle
- Some applications may require the indexing tab to be removed
- LED compatible flasher required for proper operation, item #90652 or 90649
- DOT/SAE, FMVSS 108
- Set includes L/H #110885 & R/H #110886 pair pre-packed in one box for shipping

Amber LED/Amber Lens

111108 | Pair

110885 | L/H Driver

110886 | R/H Passenger

Amber LED/Clear Lens

111109 | Pair

110964 | L/H Driver

110965 | R/H Passenger

Amber LED/Amber Lens



Amber LED/Clear Lens



1981-82 Chevrolet & GMC Truck

## 36 LED SEQUENTIAL PARKING LIGHT - CLEAR LENS

- High quality injection molded polycarbonate lens
- Fully epoxy sealed electronics to resist corrosion and moisture
- Features 36 bright amber LEDs
- Dual function with parking light & bright turn signal
- Switchable sequential function with toggle switch
- Easy electrical connection, 1157 plug, no modification to vehicle
- Mounting hardware included for installation
- LED compatible flasher required for proper operation, item #90652 or 90649
- Also fits Suburban, Blazer, & Jimmy
- DOT/SAE, FMVSS 108
- IPX7 water resistant rating

111093 | L/H Driver

111094 | R/H Passenger



# PARKING LIGHTS

1988-89 Chevy & GMC Truck

## PARKING LIGHT

- Quality original style reproduction
- Injection molded rear housing
- Replacement for models with 4 sealed beam headlight system
- Also fits 1990-93 Chevy and GMC truck, additional hardware required

110952 | L/H Driver

110953 | R/H Passenger



1981-82 Chevy & GMC Truck

## PARKING LIGHT

- Quality reproduction with original style lens design
- Injection molded rear housing with mounting tabs for easy installation

111088 | L/H Driver

111089 | R/H Passenger



1983-88 Chevy Truck & Suburban

## PARKING & TURN SIGNAL LIGHT

- Quality reproduction of the original lens pattern and housing
- Durable ABS rear housing with opening for OE style light socket (not included)

111024 | L/H Driver

111025 | R/H Passenger



# PARKING LIGHT BEZELS



1947-53 Chevy & GMC Truck

## STAINLESS STEEL PARKING LIGHT BEZEL

- Polished stainless steel
- Sold individually

**C475307**



1962-66 Chevy Truck

## ANODIZED ALUMINUM PARKING LIGHT BEZEL

- Beautiful high quality chrome plated finish with triple chrome plating process
- Identical contour as the original

**C626601**



1973-80 Chevy & GMC Truck

## BLACK EDP PARKING LIGHT HOUSING W/ GASKET

- Quality 17 gauge stamped steel reproduction
- Feature original spec #8-32 welded nuts for parking light lens
- Black EDP finish help prevent corrossions
- Black foam gasket included
- Parking light plug receptacle not included

**111002**



1973-80 Chevy & GMC Truck

## 304 STAINLESS PARKING LIGHT BEZEL

- Made of 304 premium grade stainless steel
- Slightly bent tabs for easy installation

**110744**



## PARKING GASKETS

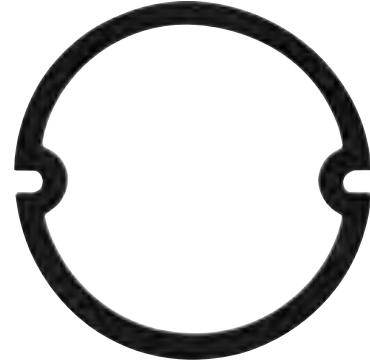


1947-53 Chevy & GMC Truck

### FRONT PARKING LIGHT LENS GASKET

- Black foam rubber like the original
- Sold individually

**C475308**



1955-57 Chevy & GMC Truck

### FRONT PARKING LIGHT LENS GASKET

- Black foam rubber like the original
- Sold in pairs

**C555755**

1960-66 Chevy Truck

### FRONT PARKING LIGHT LENS GASKET

- Great looking OEM style replacement lens
- Injection molded from high quality polycarbonate plastic

**C606612**



1967-68 Chevy & GMC Truck

### FRONT PARKING LIGHT LENS GASKET

- Black foam rubber like the original
- Sold individually

**C676812**



1971-72 Chevy Truck

### FRONT PARKING LIGHT LENS GASKET

- Sold in pairs

**C717201**

# SIDE MARKERS


1968-72 Chevy & GMC Truck

## 12 LED STANDARD STYLE SIDE MARKER

- High quality injection molded acrylic lens patterned like the original side marker
- Features 12 bright LEDs
- Epoxy coated, fully sealed electronics designed for 12V DC systems
- Includes foam pad for mounting
- Wiring required, white=ground, red=high, black=low

**111026 | Front Amber**

**111027 | Rear Red**




1968-72 Chevy & GMC Truck

## 18 LED SIDE MARKER LIGHT - CLEAR LENS

- High quality injection molded polycarbonate lens
- High quality injection molded polycarbonate lens
- Features 18 bright LEDs
- Original look with deluxe stainless steel trim
- Epoxy coated, fully sealed electronics designed for 12V DC systems
- Wiring required, butt connectors and quick splice connector included

**111143 | Front Amber LED/Clear Lens**

**111144 | Rear Red LED/Clear Lens**



# SIDE MARKERS



1968-72 Chevy Truck

## 18 LED SIDE MARKER LIGHT W/ STEEL TRIM

- 18 super bright LEDs, complete with polycarbonate lens
- Epoxy coated fully sealed electronics
- Solid state circuit boards are designed for 7.7 - 14.0 VDC
- Dual function, parking light and turn signal

**CML6872A | Front Amber LED/Amber Lens**

**CML6872R | Rear Red LED/Red Lens**



1968-72 Chevy & GMC Truck

## SIDE MARKER LIGHT W/ STEEL TRIM

- Deluxe side marker lamp lens with stainless steel trim
- Also fits Blazer, Jimmy and Suburban
- Gasket included, sold individually

**C687202 | Front Amber LED/Amber Lens**

**C687203 | Rear Red LED/Red Lens**



1981-87 Chevy & GMC Truck

## 8 AMBER LED SIDE MARKER W/ SS TRIM


- Super bright amber LEDs with high quality injection molded polycarbonate lens
- Polished stainless steel trim
- Dual function design with side marker and turn signal functions (wiring required)
- Epoxy coated, fully sealed electronics
- Energy efficient solid-state circuit board engineered for 12V DC systems
- LED compatible flasher required for proper operation, item #90652 or 90649
- Also fits Suburban, Jimmy, & Blazer

**110310 | L/H Driver**

**110311 | R/H Passenger**



## SIDE MARKERS




1973-80 Chevy & GMC Truck

### 15 LED SIDE MARKER W/ SS TRIM

- Super bright LED's with high quality injection molded acrylic lens
- Dual function, parking light and turn signal
- Polished stainless steel deluxe style trim
- Epoxy coated, fully sealed electronics
- Also fits 1973-91 Chevy & GMC dually rear
- Fits L/H or R/H side

**110712 | Amber Lens/Amber LED**

**110713 | Red Lens/Red LED**



1973-80 Chevy & GMC Truck

### 15 LED SIDE MARKER W/ SS TRIM - CLEAR LENS

- Super bright LED's with high quality injection molded acrylic lens
- Dual function, parking light and turn signal
- Polished stainless steel deluxe style trim
- Epoxy coated, fully sealed electronics
- Also fits 1973-91 Chevy & GMC dually rear
- Fits L/H or R/H side

**110714 | Clear Lens/Amber LED**

**110715 | Clear Lens/Red LED**



## SIDE MARKERS



1973-80 Chevy & GMC Truck

### **SIDE MARKER W/ STAINLESS STEEL TRIM (PAIR)**

- High quality polycarbonate lens with original style lens pattern
- Feature highly polished stainless steel deluxe style trim
- Durable plastic rear housing with OE style light socket opening (socket & bulb not included)
- Easy installation, mounts directly onto fender sidemarker pocket like OE
- Also fits 1973-91 Chevy & GMC Suburban, Crew Cab Dually, Chevy Blazer, and GMC Jimmy
- Fits L/H or R/H side

**110541 | Clear Lens**

**110542 | Amber Lens**

**110543 | Red Lens**



1973-80 Chevy & GMC Truck

### **SIDE MARKER LIGHT W/ STAINLESS STEEL TRIM**

- Polycarbonate lens with polished deluxe stainless steel trim
- Also fits 1973-91 Chevy & GMC Crew Cab Dually
- Fits L/H Driver and R/H Passenger side
- Sold individually

**C738002 | Amber Lens**

**C738003 | Red Lens**

**C738001 | Clear Lens**



1967-91 Chevy & GMC Truck

### **SIDE MARKER SOCKET**

- Replaces damaged or missing OE sockets
- Includes butt connectors
- 194 bulb sold separately

**C679101**

## LED TAIL LIGHTS



# LED TAIL LIGHTS

1940-53 Chevy & GMC Truck  
1937-38 Chevy Passenger Car

## 27 LED SEQUENTIAL TAIL LIGHT (PAIR)

- Super bright LED with high quality injection molded polycarbonate lens
- Features sequential function with selector switch to control sequential function off/on
- Epoxy coated, fully sealed electronics
- Energy efficient solid-state circuit board engineered for 12V DC systems
- LED compatible flasher required for proper operation, item #90652 or 9064
- Features LED license illuminator lens with 6 super bright white LED (left-hand side)
- Set includes L/H #CTL4053LED-L & #CTL4053LED-R pair pre-packed in one box for shipping

111121 | Pair



1940-53 Chevy & GMC Truck

## 27 LED SEQUENTIAL TAIL LIGHT ASSEMBLY

- 27 super bright red LEDs, 6 super white LEDs for license light
- Features sequential operation with selector switch to select sequential left, sequential right, or sequential function off
- Features sequential once brake attention function
- L/H Driver side includes 6 super bright white LED license light
- Recommended to upgrade with LED flasher 90652
- Sold individually please specify L/H Driver or R/H Passenger

110415 | Black Housing | L/H Driver  
110416 | Black Housing | R/H Passenger  
110419 | Stainless Housing | L/H Driver  
110420 | Stainless Housing | R/H Passenger



1940-53 Chevy Truck

## 23 LED TAIL LIGHT ASSEMBLY W/ BLUE DOT

- 23 super bright red LEDs, with LED blue dot, 6 super white LEDs for license light, polycarbonate lens
- Blue dot can be controlled independently with additional wiring
- Sold individually please specify L/H Driver or R/H Passenger

C7031RLBD | Black Housing | L/H Driver  
C7031RRBD | Black Housing | R/H Passenger  
C7033RLBD | Stainless Housing | L/H Driver  
C7033RRBD | Stainless Housing | R/H Passenger

# LED TAIL LIGHTS



C7031RL

C7033RL

1940-53 Chevy & GMC Truck

## 45 LED TAIL LIGHT ASSEMBLY

- 45 super bright LED tail light, 6 super bright white LED license Lt.
- Recommended to upgrade with LED flasher 90652 (2-Terminal) Or 90651 (3-Terminal)
- Sold individually please specify L/H Driver or R/H Passenger

C7031RL | Black Housing | L/H Driver  
 C7031RR | Black Housing | R/H Passenger  
 C7033RL | Stainless Housing | L/H Driver  
 C7033RR | Stainless Housing | R/H Passenger



C7001L

C7028L-1

1940-53 Chevy & GMC Truck

## TAIL LIGHT ASSEMBLY W/ RED GLASS LENS

- High quality chrome plated bezel with black or chrome housing
- Sold individually please specify L/H Driver or R/H Passenger

C7001L | Black Housing | L/H Driver  
 C7001R | Black Housing | R/H Passenger  
 C7001L-1 | Black / Blue Dot | L/H Driver  
 C7001R-1 | Black / Blue Dot | R/H Passenger  
 C7028L | Stainless Housing | L/H Driver  
 C7028R | Stainless Housing | R/H Passenger  
 C7028L-1 | Stainless / Blue Dot | L/H Driver  
 C7028R-1 | Stainless / Blue Dot | R/H Passenger



1940-53 Chevy & GMC Truck

## 27 LED SEQUENTIAL TAIL LIGHT LENS

- 27 super bright red LEDs, 6 super white LEDs for license light
- Features sequential operation with selector switch to select sequential left, sequential right, or sequential function off
- Features sequential once brake attention function
- L/H Driver includes LED license illuminator lens with 6 super bright white LEDs
- Recommended to upgrade with LED flasher 90652
- Sold individually please specify L/H Driver or R/H Passenger

110110 | L/H Driver  
 110111 | R/H Passenger



# LED TAIL LIGHTS



1940-53 Chevy & GMC Truck/ 1937-38 Chevy Car

## 23 LED TAIL LIGHT W/ BLUE DOT

- 23 LED tail light W/ LED blue dot, with polycarbonate lens
- Dual function with tail light and bright stop/turn signal
- Left hand includes 6 super white LED license plate lights
- Epoxy coated, fully sealed electronics
- Energy efficient solid-state circuit board engineered for 7.7-14.0 VDC systems
- Recommended to upgrade with LED flasher 90652

**CTL4053LED-LBD | L/H Driver**

**CTL4053LED-RBD | R/H Passenger**



1940-53 Chevy & GMC Truck/ 1937-38 Chevy Car

## 23 LED TAIL LIGHT W/ BLUE DOT SET

- 23 LED tail light W/ LED blue dot, with polycarbonate lens
- Dual function with tail light and bright stop/turn signal
- Left hand includes 6 super white LED license plate light
- Epoxy coated, fully sealed electronics
- Energy efficient solid-state circuit board engineered for 7.7-14.0 VDC systems
- Recommended to upgrade with LED flasher 90652
- Set includes: CTL4053LED-LBD & CTL4053LED-RBD

**110750**



1940-53 Truck / 1937-38 Chevy Passenger Car

## 27 LED TAIL LIGHT LENS

- 27 super bright red LEDs for tail light and 6 white LEDs for license plate light
- Epoxy coated, fully sealed electronics
- Solid state circuit boards are designed for 7.7-14.0 VDC

**CTL4053LED-L | L/H Driver**

**CTL4053LED-R | R/H Passenger**



1940-53 Chevy & GMC Truck

## RED GLASS TAIL LIGHT LENS

- Beautiful red glass lens
- Identical shape and size as the original
- Sold individually

**C4009 | Red Lens**

**C4009-1 | Red Lens W/ Blue Dot**

# LED TAIL LIGHTS



1954-59 Chevy & GMC Truck

## LED SEQUENTIAL TAIL LIGHT ASSEMBLY

- Super bright red LED light with housing
- Features sequential operation with selector switch to select sequential left, sequential right, or sequential function off
- Features sequential once brake attention function
- Requires use of United Pacific LED turn signal flasher, item number: 90652 or 90649
- DOT & SAE approved

110767 | Black Housing

110768 | Chrome Housing



1954-59 Chevy & GMC Truck

## 29 LED TAIL LIGHT ASSEMBLY

- 29 super bright red LED light with housing
- Epoxy coated, fully sealed electronics
- 1157 double connector with off set pins, plugs into existing tail lamp socket
- Requires use of United Pacific LED turn signal flasher, item number: 90652 or 90649
- DOT & SAE approved

110765 | Black Housing

110766 | Chrome Housing



1960-66 Chevy Stepside Truck

## 41 LED TAIL LIGHT ASSEMBLY

- 41 super bright red LED light with polycarbonate lens
- Epoxy coated, fully sealed electronics

CTL6066BR | Black Housing

| Red Lens

CTL6066BC | Black Housing

| Clear Lens


CTL6066SR | Stainless Steel Housing

| Red Lens

CTL6066SC | Stainless Steel Housing

| Clear Lens

# TAIL LIGHTS



1954-55 Chevy 1st Series Truck

## TAIL LIGHT ASSEMBLY

- Injection molded high quality polycarbonate plastic with chrome plated bezel
- Sold individually

**C545505 | Without Blue Dot**

**C545507 | With Blue Dot**



1954-55 Chevy Truck

## TAIL LIGHT ASSEMBLY

- Injection molded high quality polycarbonate plastic with chrome plated bezel
- Sold individually

**C545504BK | Black Housing**

**C545504SS | Stainless Housing**



1955-59 Chevy Truck

## TAIL LIGHT ASSEMBLY

- Injection molded high quality polycarbonate plastic
- Sold individually

**C555910 | Black Housing**

**C555911 | Stainless Housing**




1960-66 Chevy Stepside Truck

## TAIL LIGHT ASSEMBLY

- Injection molded high quality polycarbonate plastic
- Sold individually

**C606607 | Black Housing**

**C606608 | Stainless Steel Housing**



1955-59 Chevy Stepside Truck

## TAIL LIGHT LENS

- Injection molded from high quality polycarbonate plastic
- Sold individually

**C555908 | Red Lens**

**C555912 | Red lens W/ Blue Dot**



1958-59 Chevy Fleetside Truck

## TAIL LIGHT LENS

- Injection molded from high quality polycarbonate plastic
- Sold individually

**C585901 | Red Lens**

**C585902 | Red Lens W/ Blue Dot**

# LED TAIL LIGHTS



1960-66 Chevy Stepside Truck

## **TAIL LIGHT LENS**

- Injection molded from high quality polycarbonate plastic
- Sold individually

**C606605 | Red Lens**

**C606610 | Red Lens W/ Blue Dot**



1967-72 Chevy Truck

## **41 LED TAIL LIGHT**

- 41 super bright red LEDs
- Epoxy coated, fully sealed electronics
- Solid state circuit boards are designed for 7.7-14.0 VDC

**CTL6772LED | Red Lens**



1958-59 Chevy Truck

## **41 LED TAIL LIGHT**

- 41 super bright red LEDs
- Epoxy coated, fully sealed electronics
- Solid state circuit boards are designed for 7.7-14.0 VDC

**CTL5859LED | Red Lens**

**CTL5859C | Clear Lens**



1960-66 Chevy Truck

## **41 LED TAIL LIGHT**

- 41 super bright red LEDs
- Epoxy coated, fully sealed electronics
- Solid state circuit boards are designed for 7.7-14.0 VDC

**CTL6066LED | Red Lens**

**CTL6066C | Clear Lens**



1954-59 Chevy & GMC 2nd Series Stepside Truck

## **29 LED TAIL LIGHT**

- 29 LED red tail light
- Sold individually

**110404**



1954-59 Chevy & GMC 2nd Series Stepside Truck

## **29 LED SEQUENTIAL TAIL LIGHT**

- 29 LED sequential tail light
- Sold individually

**110405**



## LED TAIL LIGHTS



1960-66 Chevy & GMC Fleetside Truck

### 40 LED SEQUENTIAL TAIL LIGHT

- 40 super bright red LED w/ fully sealed epoxy coated electronics
- Features sequential operation with selector switch to select sequential left, sequential right, or sequential function off
- Features sequential once brake attention function
- Complete with zinc plated housing, lens, gasket, socket & wiring
- OE style wiring with bullet terminal connectors
- Requires use of United Pacific LED turn signal flasher, item number: 90652 or 90649
- SAE/DOT FMVSS108

110795



1960-66 Chevy Fleetside Truck

### LED TAIL LIGHT ASSEMBLY

- Complete with housing, lens gasket, socket & wiring
- Sold individually please specify L/H Driver or R/H Passenger

CTL6066FSR | Red Lens

CTL6066FSC | Clear Lens/Red LED

1960-66 Chevy & GMC Fleetside Truck

### TAIL LIGHT ASSEMBLY

- Includes housing, lens, gasket, socket, 1157 bulb & wiring
- Sold individually

C606616 | Original Lens

C606616BD | Red Lens W/ Blue Dot



# LED TAIL LIGHTS

1960-66 Chevy & GMC Fleetside Truck

## 40 LED SEQUENTIAL TAIL LIGHT

- 40 super bright red LED with fully sealed epoxy coated electronics
- Available with standard LED or sequential operation with selector switch to select sequential left, sequential right, or sequential function off
- Complete with polycarbonate lens and LEDs sealed inside
- Easy electrical connection with 1157 plug, 12 volt only
- Recommended Under Dash Flasher Is Item No. 90652 (2-Terminal)  
Or 90651 (3-Terminal)

110199



1960-66 Chevy Truck

## 40 LED TAIL LIGHT

- 40 super bright red LEDs, epoxy coated, fully sealed electronics
- Solid state circuit boards are designed for 7.7-14.0 VDC

CTL6066FSLED | Red Lens

CTL6066FC | Clear Lens



1960-66 Chevy Fleetside Truck

## TAIL LIGHT LENS

- Injection molded from high quality polycarbonate plastic
- Sold individually

C606617 | Red Lens

C606618 | Red Lens W/ Blue Dot



1960-66 Chevy Fleetside Truck

## TAIL LIGHT LENSES AND BULBS

- Injection molded from high quality polycarbonate plastic
- Fits L/H Driver and R/H Passenger

C606609 | Red Lens

C606611 | Red Lens W/ Blue Dot



1960-66 Chevy Fleetside Truck

## ANODIZED ALUMINUM TAIL LIGHT BEZEL

- Precision stamped aluminum with contour detail same as original
- Polished and anodized finish

C606603 | Aluminum Bezel

# LED TAIL LIGHTS

1967-72 Chevy Fleetside Truck

## 20 LED TAIL LIGHT - Red Lens

- 20 Super bright red LEDs
- Polycarbonate lens, epoxy coated, fully sealed electronics, 1157 plug
- Energy efficient solid state circuit board engineered for 7.7-14.0 VDC systems
- LED compatible flasher required for proper operation, item #90652 or 90649
- Sold individually

CTL6721LED | Red Lens




1967-72 Chevy Fleetside Truck

## 20 LED TAIL LIGHT - Clear Lens

- 20 Super bright red LEDs
- Polycarbonate lens, epoxy coated, fully sealed electronics, 1157 plug
- Energy efficient solid state circuit board engineered for 7.7-14.0 VDC systems
- LED compatible flasher required for proper operation, item #90652 or 90649
- Sold individually

CTL6721C | Clear Lens



1967-72 Chevy & GMC Fleetside Truck

## 20 LED SEQUENTIAL TAIL LIGHT ASSEMBLY

- 20 Super bright red LEDs, complete with polycarbonate lens
- Available with standard LED or sequential operation with selector switch to select sequential left, sequential right, or sequential function off
- Features sequential-once brake attention function
- Complete with polycarbonate lens and LEDs sealed inside
- Easy electrical connection with 1157 plug, 12 volt only
- Recommended Under Dash Flasher Is Item No. 90652 (2-Terminal) Or 90651 (3-Terminal)
- Lifetime warranty

CTL6721SEQ

# LED TAIL LIGHTS




1967-72 Chevy & GMC Fleetside Truck

## 20 LED TAIL LIGHT ASSEMBLY

- 20 Super bright red LEDs, complete with polycarbonate lens
- Includes steel tail light housing with socket and gasket
- Epoxy coated, fully sealed electronics, 1157 plug
- Solid state circuit boards are designed for 7.7-14.0 VDC
- Recommended under dash flasher is item no. 90652 (2-Terminal) or 90651 (3-terminal)

**110213**




1967-72 Chevy & GMC Fleetside Truck

## 20 LED SEQUENTIAL TAIL LIGHT ASSEMBLY

- 20 Super bright red LEDs, complete W/ polycarbonate lens
- Includes steel tail light housing with socket and gasket
- Available with standard LED or sequential operation with selector switch to select sequential left, sequential right, or sequential function off
- Features sequential-once brake attention function
- Epoxy coated, fully sealed electronics, 1157 plug
- Solid state circuit boards are designed for 7.7-14.0 VDC
- Recommended under dash flasher is item no. 90652 (2-Terminal) or 90651 (3-terminal)

**110214**

# LED TAIL LIGHTS



1967-1972 Chevy & GMC Suburban/Fleetside

## 61 RED LED RETROFIT TAIL LIGHT INSERT

- Super bright LED circuit board installs behind existing lens
- Dual function with tail light & bright stop/turn signal
- Easy electrical connection with 1157 plug, no modification to vehicle
- Made to fit original housing with foam padding and tabs to secure lens in place
- LED compatible flasher required for proper operation, item #90652 or 90649

110126




1967-72 Chevy & GMC Fleetside Truck

## TAIL LIGHT ASSEMBLY

- Fully assembled with steel reproduction housing & polycarbonate lens
- Galvanized stamped steel housing eliminates rust and corrosion
- Great looking original style replacement lens (no GM markings)
- Pre-assembled with clear 1157 bulb and white foam rubber gasket
- Fits left-hand or right-hand side, sold each
- Socket wiring pigtail sold separately, part #C606615

110452



1967-72 Chevy & GMC Fleetside Truck

## TAIL LIGHT LENS

- Sold individually

C677209



1967-72 Chevy & GMC Panel Truck & Suburban

## TAIL LIGHT LENS

- Great looking replacement lens with original reflective designs
- Injection molded from high quality red polycarbonate plastic
- Fits both left and right hand side

110699

# LED TAIL LIGHTS



1973-1987 Chevy & GMC Truck

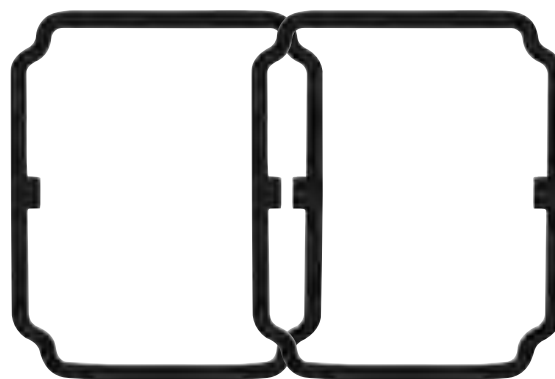
## LED SEQUENTIAL TAIL LIGHT WITH TRIM

- 56 super bright red LED tail light with 12 LED white back-up light
- Quality stamped aluminum trim with clear anodizing
- Features sequential operation with brake attention feature, and selector switch to turn off if desired
- Special tail light mounting base plate, lens gasket, and 4 exterior stainless steel screws included
- Electronics completely sealed in epoxy to resist corrosion and moisture
- LED compatible flasher required for proper operation, item #90652 or 90649
- Modification required to internal bracket on Suburban models

110843 | L/H Driver

110844 | R/H Passenger

11112 | (Pair)



1973-87 Chevy & GMC Truck

## TAIL LIGHT LENS GASKET

- Black EVA foam
- Precision die cut to OE specifications for a perfect fit
- Sold in pairs

C738703

# LED TAIL LIGHTS



1973-87 Chevy & GMC Truck

## 56 LED SEQUENTIAL TAIL LIGHT W/OUT TRIM

- 56 super bright red LED tail light with 12 LED white back-up light
- Features sequential operation with brake attention feature, and selector switch to turn off if desired
- Special tail light mounting base plate included
- Electronics completely sealed in epoxy to resist corrosion and moisture
- LED compatible flasher required for proper operation, item #90652 or 90649
- Modification required to internal bracket on Suburban models

CTL7387LED-L | L/H Driver

CTL7387LED-R | R/H Passenger

111113

| (Pair)



1973-87 Chevy & GMC Truck

## TAIL LIGHT ASSEMBLY WITH TRIM

- Injection molded from high quality polycarbonate plastic
- Beautiful anodized aluminum trim
- Sold individually

C738705 | L/H Driver

C738704 | R/H Passenger

110544 | (Pair)



1988-02 Chevy & GMC Truck

## TAIL LIGHT

- Injection molded from high quality polycarbonate plastic
- Fits 1988-98 Chevy C/K truck & 99-02 Chevy Silverado Classic  
1992-99 Chevy Suburban / GMC Suburban  
1995-99 Chevy Tahoe / GMC Yukon / GMC Denali (full-size)  
1992-94 Chevy Blazer (full-size) & GMC Jimmy (full-size)
- Sold individually

110114 | L/H Driver

110115 | R/H Passenger

# LED TAIL LIGHTS



1988-2000 Chevrolet & GMC Truck (Pair)

## 24 LED TAIL LIGHT W/ 6 LED BACKUP LIGHT

- Bright 24 LED tail light with 6 LED white backup light
- Energy efficient solid-state circuit board engineered for 12V DC systems
- Installs directly in place of the original tail light
- Easy installation with OE style plug
- Includes pre installed gasket for installation
- Pre-wired load resistors included
- Sold in pairs

**111124 | (Pair)**



1988-98 Chevy & GMC Truck (Pair)

## LED TAIL LIGHT

- Feature 16 bright red LEDs for driving, stop, & turn signal light
- Quality engineered plastic lens with durable polycarbonate housing
- Easy plug-in design with OE style connector
- Original style rear housing mounting tabs
- Compatible with standard 12V DC system
- Uses standard 3157 type bulb for back-up light (bulb not included)
- Also fits 1992-99 Chevy/GMC Suburban, 1995-99 Chevy Tahoe, 1992-94 Chevy Blazer & GMC Jimmy, and 1992-99 GMC Yukon
- Due to design of the rear mounted resistors, modification to tail light housing may require for proper fitment

**110545 | Red & Clear Lens**

**110546 | Smoke Red & Clear Lens**



**110545**



**110546**

# TL GASKET / BACKUP LIGHTS



1967-72 Chevy & GMC Truck

## **BULLSEYE STYLE BACK-UP LIGHT LENS**

- Excellent quality plastic injection molded lens
- Features the highly desired 67-68's Bullseye style circular lens pattern
- Original shape and size for easy replacement

**110363 | L/H Driver**

**110362 | R/H Passenger**



1967-72 Chevy & GMC Truck

## **30 LED BACKUP LIGHT**

- Quality polycarbonate lens with Bullseye lens pattern
- Super bright white LEDs with epoxy coated 12V DC electronics
- Easy plug-in design with 1156 plug, no modification to vehicle
- Set includes L/H #110200 & R/H #110201 pair pre-packed in one box for shipping

**110200 | L/H Driver**

**110201 | R/H Passenger**

**111110 | Pair**




1967-72 Chevy & GMC Truck

## **BACKUP LIGHT LENS**

- Great looking replacement lens
- Injection molded from high quality polycarbonate plastic

**110216 | Pair**



1967-72 Chevy & GMC Truck

## **BACKUP LIGHT GASKET**

- White foam rubber like the original
- Fits between tail light housing and lens
- Die cut to the exact shape and size as original to provide a nice tight seal

**110202**

## **LED UNIVERSAL COMBINATION TAIL LIGHT**

- Polycarbonate lens sonically sealed to housing to prevent moisture intrusion
- Features 16 bright red LEDs as stop/turn/tail light, 22 white LEDs as back-up light
- Energy efficient solid-state circuit board engineered for 12V DC systems
- Three bolt mount on 2" triangle pattern
- Simple wiring with 3 wire leads
- UP item #38478 Includes license plate light that illuminates with tail light
- DOT/SAE, FMVSS 108

**38477 | Without License Light**

**38478 | With License Light**



**38477**



**38478**

# TAIL LIGHT BEZELS/PARTS



1954-55 Chevy 1st Series Truck

## STAINLESS STEEL TAIL LIGHT BEZEL

- Sold individually

C545506



1955-59 Chevy Truck

## STAINLESS STEEL TAIL LIGHT BEZEL / GASKET

- Sold individually

C555909 | Bezel



1960-66 Chevy & GMC Fleetside Truck

## ANODIZED ALUMINUM TAIL LIGHT BEZEL

- Sold individually

C606603



1960-66 Chevy Fleetside Truck

## CHROME DIE-CAST TAIL LIGHT BEZEL

- Quality die-cast with beautiful chrome plated finish.
- Original style with mounting holes for easy installation.

111090



1967-1972 Chevrolet & GMC Fleetside Trucks (Pair)

## CLEAR ANODIZED BILLET ALUMINUM TL BEZELS

- Complete cab mounting kit with fasteners
- Features heavy duty reinforced rubber square pad and mounting fasteners for front cab installation
- Quality molded rubber bushing for the rear cab mount shackles
- 18 piece kit
- Includes installation diagram
- Note: Also work for 1947 to early 1949 models if floor pan's cup washer is in good condition

110597

# TAIL LIGHT BEZELS/PARTS



1960-66 Chevy & GMC Fleetside Truck

## TAIL LIGHT HOUSING, GASKET & PIGTAIL

- Zinc plated housing with socket
- Socket wiring pigtail sold separately: C606615
- Sold individually

**C606614** | Tail Light Housing

**C606651** | Lens Gasket

**C606615** | Pigtail



1967-72 Chevy & GMC Fleetside Truck

## TAIL LIGHT HOUSING

- Zinc plated housing with socket
- Socket wiring pigtail sold separately: C606615
- Sold individually

**C677207** | Tail Light Housing

**110215** | Lens Gasket Pair




1954-59 Chevy Truck

## TAIL LIGHT RUBBER CONDUIT

- Universal tail light wiring boot for all restoration projects
- Total length: 21 1/2", Sold individually

**C545504-2**



1947-53 Chevy & GMC 1st Truck

## TAIL LIGHT BRACKET

- Sold individually

**C7026RSS** | Stainless Steel | R/H Passenger

**C7026LSS** | Stainless Steel | L/H Driver

**C7003R** | Black | R/H Passenger

**C7003L** | Black | L/H Driver

**C7004R** | Chrome | R/H Passenger

**C7004L** | Chrome | L/H Driver



1954-55 Chevy & GMC 1st Truck

## TAIL LIGHT BRACKET

- Sold individually

**C545502BK** | Black | R/H Passenger

**C545503BK** | Black | L/H Driver

**C545502CR** | Chrome | R/H Passenger

**C545503CR** | Chrome | L/H Driver

**C545502SS** | Stainless Steel | R/H Passenger

**C545503SS** | Stainless Steel | L/H Driver



1955-66 Chevy & GMC 1st Truck

## TAIL LIGHT BRACKET

- Sold individually

**C556601BK** | Black | R/H Passenger

**C556602BK** | Black | L/H Driver

**C556601CR** | Chrome | R/H Passenger

**C556602CR** | Chrome | L/H Driver

**C556601SS** | Stainless Steel | R/H Passenger

**C556602SS** | Stainless Steel | L/H Driver

# BRAKE LIGHTS



1973-1991 Chevrolet & GMC Trucks

## 3-WIRE TAIL LIGHT & TURN SIGNAL SOCKET

- 3-wire dual contact 1157 bulb socket
- Installs in OE light housings like the original
- Not for GMT400 vehicles
- Direct replacement for OE #8914822, 8903202

111157



1973-1991 Chevrolet & GMC Trucks

## 2-WIRE BACKUP LIGHT SOCKET

- 2-Wire single contact 1156 bulb socket
- Installs in OE light housings like the original
- Not for GMT400 vehicles
- Direct replacement for OE #8907980, 8904437, 8909518

111156



Universal

## 7' LONG 18-AWG WIRING

- Quality 18 gauge soft silicone coated wires in solid black and solid white
- Features insulated push-on type 1/4" male terminal with hard plastic body on one end
- Crimped male connectors with rubber sleeve on the other end
- Can be used on 1954-1966 Chevrolet & GMC truck tail lights

C555911-2




For 14-18 Gauge Wire

## QUICK SPLICE CONNECTOR

- Design for connecting 14 to 18 gauge wire in non-submersible applications
- Use for quick connections without wire stripping

40108



Universal

## STAINLESS STEEL TAIL LIGHT WIRE CONDUIT

- Sold in pairs
- C5026 | 19"



For 18-22 Gauge Wire

## QUICK SPLICE CONNECTOR

- Wire connector for 18-22 gauge

40109

# **BRAKE LIGHTS**



**33009**



**33013**

## *Chrome Housing*

### **10 LED DUAL FUNCTION 3RD BRAKE LIGHT**

- Polycarbonate lens sonically sealed to housing to prevent moisture intrusion
- Energy efficient solid-state circuit board engineered for 12V DC systems
- Dual function red LEDs, perfect for use as a driving and 3rd brake light
- Beautiful chrome plated housing and 180-degree swivel mounting base
- Designed with adjustable base mount for inside rear window installation

**33009 | Red LED/Red Lens**

**33013 | Red LED/Clear Lens**



**33011**



**33014**

## *Black Housing*

### **10 LED DUAL FUNCTION 3RD BRAKE LIGHT**

- Polycarbonate lens sonically sealed to housing to prevent moisture intrusion
- Energy efficient solid-state circuit board engineered for 12V DC systems
- Dual function red LEDs, perfect for use as a driving and 3rd brake light
- Black painted housing and 180-degree swivel mounting base
- Designed with adjustable base mount for inside rear window installation

**33011 | Red LED/Red Lens**

**33014 | Red LED/Clear Lens**

### **BRAKE ATTENTION MODULE**

- Upon applying the brakes, this electronic device rapidly flashes the third brake light (or both brake lights)
- For a second or two to gain the attention of the driver behind you
- Maximum capacity of 1.5 amp
- Easy hookup instruction included, 12 volt

**90655 | Brake Attention Module**



**36928**

**36930**



**36931**

## *Universal*

### **HIGH POWER DUAL LED 1156 TYPE BULB**

- Bright 2 watt Osram LED, 250 lumens
- Single contact, straight pin

**36928 | Amber**

**36930 | Red**

**36931 | White**



**36932**

**36934**



**36935**

## *Universal*

### **HIGH POWER DUAL LED 1157 TYPE BULB**


- Bright 2 watt Osram LED, 250 lumens.
- Double contact, offset pin.

**36932 | Amber**

**36934 | Red**

**36935 | White**

# LOAD RESISTORS/LED FLASHERS



*Competition Series*

## LOAD RESISTOR - 50 WATT/6 OHM

- 50W/6 ohm LED load resistors for LED turn signal lights or LED license plate lights
- Eliminate LED turn signal problems, such as hyper flashing, no flashing, or burnt out bulb indication
- Simulates the load of an incandescent bulb to solve most LED issues
- Aluminum housing with proprietary heat management allows installation in most locations
- Kit includes two load resistors and 4 connectors

**34235 | Pair**



*U.P. 90650 Turn Signal Flasher*

## POLARITY REVERSER ADAPTER

- Polarity adapter for item # 90650 only
- Easily reverses "x" and "I" terminals without modifying vehicle wiring

**90650A | Polarity Reverser Adapter**



*With Reverse Polarity Base & Extension Wires*

## LED FLASHER - 12V, 3 TERMINAL

- Designed for 12V application, 20 amp maximum
- Solves turn signal problems, such as hyper flashing, no flashing, or burnt out bulb indication when using LED lights and bulbs
- Includes polarity reversing base & extension wires

**90649 | LED Flasher**



## LOAD RESISTOR - 50-WATT/6 OHM

- Simulate the load of an incandescent bulb
- Aluminum housing with heat sink allows installation in most locations
- Eliminate hyper flashing, no flashing, or burnt out bulb indication associated with LED conversions
- Includes one load resistor and 2 quick splice connectors

**34205 | Load Resistor**



*With Polarity Reversing Adapter 12V*

## LED FLASHER

- Use on vehicles with LED tail lights, front turn signals & side marker
- Simply replaces the original 552, or 536 under dash flasher, easy plug-in design
- Includes 2-terminal flasher (90650) & polarity reversing adapter (90650a)
- Polarity reversing adapter solves reversed issues on some applications
- Works with any 12V DC system, 20 amp max

**90652 | LED Flasher**



*Universal*

## LED FLASHER - 12V, 3 TERMINAL

- For use with all vehicles that are changed to LED tail lights and front turn signals
- Works with any 12V DC system, 20 amp max.
- Has P terminal for single dash indicator light
- Recommend use with turn signal switches 5007R or A5007 on 12 volt vehicles

**90651 | LED Flasher**

# CARGO/BRAKE LIGHTS



1969-72 Chevy & GMC Truck

## LED CARGO LIGHT ASSEMBLY

- Beautiful high quality chrome plated finish with triple chrome plating process.
- Super bright LED cargo light assembly with integrated LED 3rd brake light.
- Exceptional quality die-cast.
- Includes large rubber mounting pad, socket, lens gasket, lens screws and housing to cab mounting spacers.

**110147 | LED Cargo Light Assembly**



1969-72 Chevy & GMC Truck

## INCANDESCENT CARGO LIGHT ASSEMBLY

- Beautiful high quality chrome plated finish with triple chrome plating process
- Complete original style incandescent cargo light assembly with 1004 bulb
- Exceptional quality die-cast
- Includes large rubber mounting pad, socket, lens gasket, lens screws and housing to cab mounting spacers

**110446**

1969-72 Chevy & GMC Truck


## CARGO LIGHT HOUSING

- Beautiful high quality chrome plated finish with triple chrome plating process.
- Exceptional quality die-cast.
- Includes socket, lens gasket, lens screws and housing to cab mounting spacers.

**110148 | Cargo Light Housing**



# CARGO/BRAKE LIGHTS



1969-72 Chevy & GMC Truck

## 18 LED 3RD BRAKE & CARGO LIGHT

- 18 white LED cargo light with 9 red LED 3rd brake light feature
- Plug & play with 1004 double contact plug like the original
- Third brake light requires additional wiring, wiring instructions included
- Epoxy coated, fully sealed electronics
- Energy efficient solid state circuit board engineered for 12 VDC systems

110127



1955-59 Chevy Truck

## DOME LIGHT LENS

- Sold individually

C555901



1960-72 Chevy & GMC Truck/Suburban

## CHROME INTERIOR DOME LIGHT ASSEMBLY

- Chrome plastic housing with lens, 12V light bulb, 143" OE style wiring harness and plug connector

110876



1969-72 Chevy & GMC Truck

## CARGO LIGHT LENS

- Great looking OEM style replacement lens
- Injection molded from high quality polycarbonate plastic

110168



1969-72 Chevy & GMC Truck

## CARGO LIGHT MOUNTING PAD

- Made of high quality durable black rubber

110149



1969-72 Chevy & GMC Truck

## CARGO LIGHT GASKET

- White foam rubber like the original
- Also fits 1969 Camaro backup light

110217

# CARGO/BRAKE LIGHTS



1973-87 Chevy & GMC Truck

## 21 LED CARGO LIGHT & BRAKE LIGHT

- 14 white LED cargo light with integrated 7 red LED 3rd brake light feature
- Easy plug-in design with 1004 double contact plug as original
- Third brake light requires additional wiring, wiring instructions included
- Epoxy coated, fully sealed electronics
- Energy efficient solid-state circuit board engineered for 12V DC systems
- Lifetime warranty

**110900**



1988-93 Chevy & GMC Truck

## 21 LED CARGO LIGHT & BRAKE LIGHT

- 14 white LED cargo light with integrated 7 red LED 3rd brake light feature
- Easy plug-in design with OE style plug
- Third brake light requires additional wiring, wiring instructions included
- Epoxy coated, fully sealed electronics
- Energy efficient solid-state circuit board engineered for 12V DC systems
- Lifetime warranty

**110549**

UNIVERSAL

## PICK-UP CAB LIGHT

- Pick-up cab light with chrome die cast housing
- Quality amber color lens
- #67 miniature bulb and black mounting pad included
- Easy installation and wiring with single contact (self grounding)

**30076**



# CARGO/LICENSE LIGHTS



1940-53 Chevy & GMC Truck

## **CLEAR TAIL LIGHT LICENSE LENS**

- Approximately 2 5/16" wide, 1 7/16" tall, 7/8" depth
- Sold individually

**C7021**



1940-43 Chevy Truck

## **LICENSE LIGHT LENS GASKET**

- Also fits 1937-38 Chevy car

**C7001G**



1954-59 Chevy & GMC Truck

## **REAR LICENSE PLATE BRACKET W/ LIGHT**

- Die stamped with high quality 17 gauge sheet metal
- Original style license plate light with quality glass & metal enclosure, original style large riveted license plate bracket
- Single positive lead wire with quick connector pre-installed electrical hookup
- Black EDP coated

**110770**



1940-53 Chevy Truck

## **6 LED AUXILIARY/LICENSE LIGHT**

- 6 super bright white LEDs
- Epoxy coated, fully sealed electronics
- Energy efficient solid state circuit board engineered for 7.7-14.0 VDC systems

**CTL4053LL**



1960-66 Chevy Truck

## **REAR LICENSE PLATE BRACKET W/ LIGHT**

- Die stamped with high quality 17 gauge sheet metal
- Original style license plate light with quality glass enclosure enclosure, original style large riveted license plate bracket
- Single positive lead wire with quick connector pre-installed electrical hookup, black rubber insert to reduce rattling noise from license plate
- Black EDP coated

**110771**

# LICENSE PLATE BRACKETS



1967-86 Chevrolet & GMC Truck

## 6 LED AUXILIARY/LICENSE LIGHT

- Direct replacement for damaged or missing license plate lights
- Features OE style lens
- Includes pre installed 1156 bulb
- Easy wiring with single 0.180" male plug

**111106**

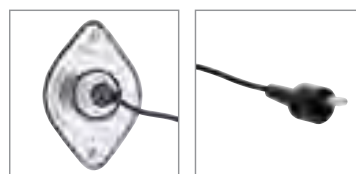


Universal

## 2 LED AUXILIARY/LICENSE LIGHT

- 2 super bright LED auxiliary/license light, water resistant with chrome housing
- 2 wires, (hard wired), hole distance 3 1/2" center to center

**39994B**



1979-1996 Chevrolet & GMC Stepside Trucks

## 6 LED AUXILIARY/LICENSE LIGHT

- Complete license plate light assembly
- Pre-installed bulb included
- Includes rubber seal and 2 screws for mounting
- Easy wiring with single 0.180" male plug
- Original style retaining tabs and mounting screw hole position
- For stepside bed bumpers
- Also fits 1964-1965 Chevrolet Chevelle
- Direct replacement for OE #88968463, 918557

**111155**



Universal

## 1 LED LICENSE PLATE FASTENER (2 PACK)

- Stainless steel fastener with super bright LED
- 8 1/2" wire lead, 2 wires (hard wired)
- Requires 5/16" diameter hole for installation

**70301 | Blue**

**70302 | Red**

**70303 | White**

# FRONT BUMPERS



*1947-54 Chevy & GMC Truck*

## **CHROME BUMPER - FRONT**

- Heavy stamped steel as original
- Quality chrome plating with 1 year limited warranty
- Individually boxed, ready to ship via UPS
- Bumpers do not qualify for freight prepaid
- Installation Note: Bumper brackets must align flush with inside of bumper and bumper bolt holes

**105471**



*1955-59 Chevy & GMC Truck*

## **CHROME BUMPER - FRONT**

- Made of heavy duty 12 gauge steel
- Features all the original contour and detail
- Precision punched square carriage bolt holes for straight forward installation
- Feature recess for the license plate
- Installation Note: Bumper brackets must align flush with inside of bumper and bumper bolt holes
- Individually boxed, ready to ship via UPS
- Bumpers do not qualify for freight prepaid
- Quality chrome plating with 1 year limited warranty

**105551**



*1956-62 Chevy & GMC Truck*

## **CHROME BUMPER - FRONT**

- Die stamped with heavy gauge sheet metal
- Features identical curvature as original
- Precision punched square carriage bolt holes for straight forward installation
- Pre-drilled license plate mounting holes
- Installation Note: Bumper brackets must align flush with inside of bumper and bumper bolt holes
- Individually boxed, ready to ship via UPS
- Bumpers do not qualify for freight prepaid
- Quality chrome plating with 1 year limited warranty

**105601**

# FRONT BUMPERS



*1963-66 Chevy & GMC Truck*

## **CHROME BUMPER - FRONT**

- Heavy stamped steel as original
- Quality chrome plating with 1 year limited warranty
- Individually boxed, ready to ship via UPS
- Bumpers do not qualify for freight prepaid
- Installation Note: Bumper brackets must align flush with inside of bumper and bumper bolt holes

**105631**



*1967-70 Chevy & 1967-68 GMC Truck*

## **CHROME BUMPER - FRONT**

- Heavy stamped steel as original
- Quality chrome plating with 1 year limited warranty
- Individually boxed, ready to ship via UPS
- Bumpers do not qualify for freight prepaid
- Installation Note: Bumper brackets must align flush with inside of bumper and bumper bolt holes

**105671**



*1969-72 Chevy & GMC Truck*

## **CHROME BUMPER - FRONT**

- Chrome bumper with parking light recesses
- Heavy stamped steel as original
- Quality chrome plating with 1 year limited warranty
- Individually boxed, ready to ship via UPS
- Bumpers do not qualify for freight prepaid
- Installation Note: Bumper brackets must align flush with inside of bumper and bumper bolt holes

**105672**



*1971-72 Chevy Truck*

## **CHROME FRONT BUMPER**

- Heavy stamped steel as original
- Quality chrome plating with 1 year limited warranty
- Individually boxed, ready to ship via UPS
- Bumpers do not qualify for freight prepaid
- Installation Note: Bumper brackets must align flush with inside of bumper and bumper bolt holes

**105711**

# REAR BUMPERS



*1947-53 Chevy & GMC Truck*

## **CHROME BUMPER - REAR**

- Heavy stamped steel as original
- Quality chrome plating with 1 year limited warranty
- Individually boxed, ready to ship via UPS
- Bumpers do not qualify for freight prepaid
- Installation Note: Bumper brackets must align flush with inside of bumper and bumper bolt holes

**106471**



*1954-55 Chevy & GMC Truck*

## **CHROME BUMPER - REAR**

- Heavy stamped steel as original
- Quality chrome plating with 1 year limited warranty
- Individually boxed, ready to ship via UPS
- Bumpers do not qualify for freight prepaid
- Installation Note: Bumper brackets must align flush with inside of bumper and bumper bolt holes

**106542**



*1955-59 Chevy & GMC Stepside Truck*

## **CHROME BUMPER - REAR**

- Made of heavy duty 12 gauge steel
- Features all the original contour and detail
- Precision punched square carriage bolt holes for straight forward installation
- Feature recess for the license plate
- Bumpers do not qualify for freight prepaid
- Installation Note: Bumper brackets must align flush with inside of bumper and bumper bolt holes
- Quality chrome plating with 1 year limited warranty

**106552**



*1958-59 Chevy Fleetside Truck*

## **CHROME BUMPER - REAR**

- Heavy stamped steel as original
- Quality chrome plating with 1 year limited warranty
- Individually boxed, ready to ship via UPS
- Bumpers do not qualify for freight prepaid
- Installation Note: Bumper brackets must align flush with inside of bumper and bumper bolt holes

**106581**



*1960-62 Chevy & GMC Fleetside Truck*

## **CHROME BUMPER - REAR**

- Chrome bumper with license plate bracket holes
- Beautiful high quality chrome plated finish with triple chrome plating process
- Made with heavy duty steel
- Individually boxed, ready to ship via UPS
- Bumpers do not qualify for freight prepaid
- Installation Note: Bumper brackets must align flush with inside of bumper and bumper bolt holes

**106601W**



*1960-62 Chevy & GMC Fleetside Truck*

## **CHROME BUMPER - REAR**

- Chrome bumper without license plate bracket holes
- Beautiful high quality chrome plated finish with triple chrome plating process
- Made with heavy duty steel
- Individually boxed, ready to ship via UPS
- Bumpers do not qualify for freight prepaid
- Installation Note: Bumper brackets must align flush with inside of bumper and bumper bolt holes

**106601WO**



*1963-66 Chevy & GMC Fleetside Truck*

## **CHROME BUMPER - REAR**

- Heavy stamped steel as original
- Quality chrome plating with 1 year limited warranty
- Individually boxed, ready to ship via UPS
- Bumpers do not qualify for freight prepaid
- Installation Note: Bumper brackets must align flush with inside of bumper and bumper bolt holes

**106631**

# REAR BUMPERS



*1967-72 Chevy & GMC Fleetside Truck*

## **CHROME BUMPER - REAR**

- Heavy stamped steel as original
- Quality chrome plating with 1 year limited warranty
- Individually boxed, ready to ship via UPS
- Bumpers do not qualify for freight prepaid
- Installation Note: Bumper brackets must align flush with inside of bumper and bumper bolt holes

**106671**



*1967-87 Chevy & GMC Stepside Truck*

## **CHROME BUMPER - REAR**

- Heavy stamped steel as original
- Quality chrome plating with 1 year limited warranty
- Individually boxed, ready to ship via UPS
- Bumpers do not qualify for freight prepaid
- Installation Note: Bumper brackets must align flush with inside of bumper and bumper bolt holes

**106672**



*1938-46 Chevy Truck & 1938-39 Chevy Car*

## **STAINLESS STEEL BUMPER BOLT**

- Bolt head measures 1-1/2" X 3/4", with 1/2"-13 thread
- Beautiful polished stainless steel

**C383901**



*1947-72 Chevy Truck*

## **CHROME BUMPER BOLT**

- 1/2-13 thread
- 1 Piece, includes flat washer, lock washer and nut

**C477204**

# FRONT & REAR BUMPERS



*1973-80 Chevy & GMC Truck*

## **CHROME BUMPERS WITHOUT IMPACT STRIP HOLES**

- Heavy 14 gauge stamped steel with quality chrome plating finish
- Smooth clean style without the mounting holes for bumper impact strip
- Precision punched square carriage bolt holes for straight forward installation
- Features recessed license plate pocket with mounting holes

**110849 | Front**

**110850 | Rear**



*1981-91 Chevy & GMC Truck/SUV*

## **CHROME BUMPERS W/ IMPACT STRIP HOLES**

- Heavy 14 gauge stamped steel with quality chrome plating finish
- Original style with impact strip mounting holes
- Precision punched square carriage bolt holes for straight forward installation
- Features recessed license plate pocket with mounting holes
- Fits 1983-87 Chevy & GMC Truck
- Also Fits 1983-91 Chevy Blazer, GMC Jimmy, and Chevy/GMC Suburban

**110852 | Front 1983-91**

**110853 | Rear 1981-91**

# FRONT BUMPERS



*1947-55 Chevy & GMC Truck*

## **BLACK BUMPER - FRONT**

- Die stamped with heavy gauge sheet metal
- Features identical curvature as original
- Precision punched square carriage bolt holes for straight forward installation
- Finished with black EDP protective coating to keep your new steel fresh and rust-free

**110729**



*1955-59 Chevy & GMC Truck*

## **BLACK BUMPER - FRONT**

- Made of heavy duty 12 gauge steel
- Features all the original contour and detail
- Precision punched square carriage bolt holes for straight forward installation
- Feature recess for the license plate
- Finished with black EDP protective coating to keep your new steel fresh and rust-free

**110728**



*1955-59 Chevy & GMC Truck*

## **BLACK BUMPER - FRONT**

- Die stamped with heavy gauge sheet metal
- Features identical curvature as original
- Precision punched square carriage bolt holes for straight forward installation
- Finished with black EDP protective coating to keep your new steel fresh and rust-free
- Finished with black EDP protective coating to keep your new steel fresh and rust-free

**110721**

# FRONT BUMPERS



1963-66 Chevy & GMC Truck

## **BLACK BUMPER - FRONT**

- Die stamped with heavy gauge sheet metal
  - Features identical curvature as original
  - Precision punched square carriage bolt holes for straight forward installation
  - Pre-drilled license plate mounting holes
  - Finished with black EDP protective coating to keep your new steel fresh and rust-free
- 110722**



1967-70 Chevy Truck & 1967-68 GMC Truck

## **BLACK BUMPER - FRONT**

- Die stamped with heavy gauge sheet metal
  - Features identical curvature as original
  - Precision punched square carriage bolt holes for straight forward installation
  - Pre-drilled license plate mounting holes
  - Finished with black EDP protective coating to keep your new steel fresh and rust-free
- 110718**



1967-72 GMC Truck

## **BLACK BUMPER - FRONT**

- Die stamped with heavy gauge sheet metal
  - Features all the original contour and later style s parking light clearance recesses
  - Precision punched square carriage bolt holes for straight forward installation
  - Pre-drilled license plate mounting holes
  - Finished with black EDP protective coating to keep your new steel fresh and rust-free
- 110719**



1971-72 Chevy Truck

## **BLACK BUMPER - FRONT**

- Die stamped with heavy gauge sheet metal
  - Features identical curvature as original
  - Parking light pockets with mounting flanges
  - Precision punched square carriage bolt holes for straight forward installation
  - Pre-drilled license plate mounting holes
  - Finished with black EDP protective coating to keep your new steel fresh and rust-free
- 110720**

# REAR BUMPERS



*1947-53 Chevy & GMC Truck*

## **BLACK BUMPER - REAR**

- Die stamped with heavy gauge sheet metal
- Features identical curvature as original
- Precision punched square carriage bolt holes for straight forward installation
- Finished with black EDP protective coating to keep your new steel fresh and rust-free
- Finished with black EDP protective coating to keep your new steel fresh and rust-free

**110730**



*1954-55 Chevy & GMC Truck*

## **BLACK BUMPER - REAR**

- Made of heavy duty 12 gauge steel
- Features all the original contour and detail
- Precision punched square carriage bolt holes for straight forward installation
- Finished with black EDP protective coating to keep your new steel fresh and rust-free
- Finished with black EDP protective coating to keep your new steel fresh and rust-free

**110731**



*1955-59 Chevy & GMC Stepside Truck*

## **BLACK BUMPER - REAR**

- Made of heavy duty 12 gauge steel
- Features all the original contour and detail
- Precision punched square carriage bolt holes for straight forward installation
- Finished with black EDP protective coating to keep your new steel fresh and rust-free
- Finished with black EDP protective coating to keep your new steel fresh and rust-free

**110726**



*1960-62 Chevy & GMC Fleetside Truck*

## **BLACK BUMPER - REAR**

- Die stamped with heavy gauge sheet metal
- Features identical curvature as original
- Precision punched square carriage bolt holes for straight forward installation
- Finished with black EDP protective coating to keep your new steel fresh and rust-free
- Finished with black EDP protective coating to keep your new steel fresh and rust-free

**110724**



*1963-66 Chevy & GMC Truck*

## **BLACK BUMPER - REAR**

- Die stamped with heavy gauge sheet metal
- Features identical curvature as original
- Precision punched square carriage bolt holes for straight forward installation
- Finished with black EDP protective coating to keep your new steel fresh and rust-free
- Finished with black EDP protective coating to keep your new steel fresh and rust-free

**110725**



*1967-72 Chevy & GMC Fleetside Truck*

## **BLACK BUMPER - REAR**

- Die stamped with heavy gauge sheet metal
- Features identical curvature as original
- Precision punched square carriage bolt holes for straight forward installation
- Finished with black EDP protective coating to keep your new steel fresh and rust-free
- Finished with black EDP protective coating to keep your new steel fresh and rust-free

**110733**

# BUMPER BRACKETS



1967-70 Chevy 2WD Truck & 1967-72 GMC 2WD Truck

## FRONT BUMPER BRACKET KIT

- Heavy duty 1/8" thick steel reproduction
- Original style bumper mounting holes
- Black EDP coating for durability
- Kit include 2 top mount brackets and 2 outer brackets
- Welded 1/2"-13 nut on top mount brackets for frame installation
- Shorter outer brackets for 1967-70 Chevrolet and 1967-72 GMC 2-wheel drive trucks

**110925**



1967-72 Chevy & GMC Fleetside Truck

## REAR BUMPER BRACKET KIT

- Heavy duty 9 gauge steel reproduction
- Precision punched mounting holes
- Black EDP coating for durability
- Mounting hardware included

**110926**



1971-72 Chevy 2WD Truck

## FRONT BUMPER BRACKET KIT

- Heavy duty 1/8" thick steel reproduction
- Original style bumper mounting holes
- Black EDP coating for durability
- Kit include 2 top mount brackets and 2 outer brackets
- Welded 1/2"-13 nut on top mount brackets for frame installation
- Longer outer brackets for 1971-72 Chevrolet 2-wheel drive trucks

**110927**



1973-80 Chevy & GMC Truck

## FRONT BUMPER BRACKET KIT

- Heavy 8 gauge steel reproduction with original style strengthening contour and feature
- Black EDP coated to protect against corrosion
- Precision punched mounting holes
- Mounting hardware (1/2"-13 fasteners) included

**110929**

1973-80 Chevy & GMC Fleetside Truck

## REAR BUMPER BRACKET KIT

- Heavy gauge steel reproduction with original style strengthening contour and feature
- Black powder coated to protect against corrosion
- Precision punched mounting holes
- Six 1/2"-13 x 2" long hex bolts with nuts, split lock washers, and flat washers included

**110928**



# BUMPER BRACKETS



1981-87 Chevy & GMC Truck

## INNER FRONT BUMPER BRACKET - R/H

- Heavy duty 5/32" thick steel reproduction
- Original style bumper mounting holes
- Black EDP coating for durability

**110931**



1981-87 Chevy & GMC Truck

## INNER FRONT BUMPER BRACKET - L/H

- Heavy duty 5/32" thick steel reproduction
- Original style bumper mounting holes
- Black EDP coating for durability

**110932**



1981-87 Chevy & GMC Truck

## OUTER FRONT BUMPER BRACKET - R/H

- Heavy duty 5/32" thick steel reproduction
- Original style bumper mounting holes
- Feature 7/16"-14 welded nuts for frame installation
- Black EDP coating for durability

**110933**



1981-87 Chevy & GMC Truck

## OUTER FRONT BUMPER BRACKET - L/H

- Heavy duty 5/32" thick steel reproduction
- Original style bumper mounting holes
- Feature 7/16"-14 welded nuts for frame installation
- Black EDP coating for durability

**110934**

1981-87 Chevy & GMC Fleetside Truck



## REAR BUMPER BRACKET KIT

- Heavy duty 9 gauge steel reproduction
- Precision punched mounting holes
- Black EDP coating for durability
- Mounting hardware included

**110930**



# GRILLES




1955-56 Chevy Truck

## **CHROME GRILLE**

- Steel reproduction of the original truck grille
- Beautiful triple chrome plating

110387




1955-56 Chevy Truck

## **BLACK PAINTED GRILLE**

- Quality 19 gauge steel reproduction, black EDP finish
- Has all original bar spacing and contour
- Includes 5/16-18 square nuts for quick and easy installation

110388



1947-53 Chevy & GMC Truck

## CHROME GRILLE GUARD

- Chrome grille guard with chrome hardware
- Mounts behind front bumper, fits up to 6' wide bumpers

C475313



1957 Chevy Truck

## CHROME GRILLE

- Steel reproduction of the original truck grille
- Beautiful triple chrome plating

110389



1971-72 Chevy Truck

## INNER GRILLE INSERT

- Excellent reproduction of the original
- Made of high impact, corrosion resistant ABS plastic
- Silver gray finish just like GM made them

110869



1971-72 Chevy Truck

## ALUMINUM GRILLE SHELL WITHOUT INSERT

- Stamped aluminum with highly polished and anodized finish
- Mounts behind front bumper, fits up to 6' wide bumpers
- Features all the original contour and headlight mounting holes
- Fits 1971-72 Chevy Truck,, Blazer, and Suburban
- Inner grille insert available separately, UP#110869

110868



1967-68 Chevrolet Truck/Suburban

## ALUMINUM GRILLE SHELL WITHOUT INSERT

- Excellent steel reproduction with all of the original contour and detail
- Finished with black EDP protective coating to keep your new steel fresh and rust-free
- Features all the original contour and headlight mounting holes
- Precision punched holes for mounting moulding and trim
- Inner grille insert available separately, UP#110869

111142



1967-68 Chevy Truck

## RED BOWTIE GRILLE EMBLEM

- Excellent die-cast reproduction of the original
- Beautiful original style orange-red inner with vertical groove design
- Quality chrome plated outer housing with black front outline
- Mounting hardware included
- Official GM licensed restoration product

110859

gm restoration

# RADIATOR OVERFLOW TANKS



Universal

## 19" POLISHED SS RADIATOR OVERFLOW TANK

- Highly polished 2" diameter stainless steel body
- Polished aluminum filler cap with O-ring
- Includes stainless mounting bracket hardware & instructions
- Universal application fits most classic cars, truck, and hot rods
- Holds approximately 2 pints

A6127



Universal

## 17" POLISHED SS RADIATOR OVERFLOW TANK

- Highly polished 2" diameter stainless steel body
- Polished aluminum filler cap with O-ring
- Includes stainless mounting bracket hardware & instructions
- Universal application fits most classic cars, truck, and hot rods
- Holds approximately 1-3/4 pints

A6128



Universal

## 15" POLISHED SS RADIATOR OVERFLOW TANK

- Highly polished 2" diameter stainless steel body
- Polished aluminum filler cap with O-ring
- Includes stainless mounting bracket hardware & instructions
- Universal application fits most classic cars, truck, and hot rods
- Holds approximately 1-1/2 pints

A6129



Universal

## 13" POLISHED SS RADIATOR OVERFLOW TANK

- Highly polished 2" diameter stainless steel body
- Polished aluminum filler cap with O-ring
- Includes stainless mounting bracket hardware & instructions
- Universal application fits most classic cars, truck, and hot rods
- Holds approximately 1-1/4 pints

A6130



Universal

## 10" POLISHED SS RADIATOR OVERFLOW TANK

- Highly polished 2" diameter stainless steel body
- Polished aluminum filler cap with O-ring
- Includes stainless mounting bracket hardware & instructions
- Universal application fits most classic cars, truck, and hot rods
- Highly polished stainless steel
- Polished aluminum filler cap with O-ring
- 3/4" diameter body, holds approximately 2-1/4 pints
- Includes stainless mounting bracket hardware & instructions
- Universal application fits most classic cars, truck, and hot rods

A6132

# WATER NECKS/HOOD PARTS



*Chevy 327/350 Motor*

## **CHROME 45 DEGREE WATER NECK**

- Straight forward, 45 degree up chrome water neck
- Quality zinc die-cast with beautiful chrome plated finish
- Comes complete with thermostat housing, bolts and o-ring

**110344**



*Chevy Small Block Gen 1 & GM V6*

## **CHROME 15 DEGREE WATER NECK**

- Angled left 15 degree up chrome water neck
- Quality zinc die-cast with beautiful chrome plated finish
- Comes complete with thermostat housing, bolts and o-ring

**110345**



*1955-57 Chevy Truck*

## **HOOD LATCH PANEL**

- Made with high quality 20 gauge sheetmetal
- Features all original contour and detail
- Black EDP coated

**110341**



*1958-59 Chevy Truck*

## **HOOD LATCH PANEL**

- Stamped steel reproduction of the original
- Has radiator, fender, and grille bar mounting bolt holes
- Black EDP coated

**110342**



*1947-54 Chevy Truck*

## **CHROME HOOD LATCH PANEL**

- Heavy duty triple chrome plated stamped steel
- Has radiator, fender, and grille bar mounting bolt holes
- Includes pre-installed hood latch

**110340**



*1947-54 Chevy Truck*

## **BLACK EDP COATED HOOD LATCH PANEL**

- Die stamped 18 gauge steel
- Has radiator, fender, and grille bar mounting bolt holes
- Includes pre-installed hood latch

**110339**

# HOOD PARTS



1947-54 Chevy & GMC Truck

## HOOD SAFETY CATCH

- Die stamped steel, spring loaded like the original
- Black EDP coated
- Also fits 1955 1st series

**110279**



1947-55 Chevy & GMC Truck

## 1st SERIES TRUCK HOOD HINGE AND SUPPORT

- Heavy duty steel reproduction of the original hood hinge
- Includes hood support arm with clock spring
- Black EDP coated
- Sold individually, please specify driver or passenger

**110249 | L/H Driver**

**110250 | R/H Passenger**



1955-57 Chevy & GMC

## HOOD LATCH ASSEMBLY

- Die stamped with heavy gauge sheetmetal
- Zinc plated
- Sold in pairs

**110280**



1958-59 Chevy & GMC

## HOOD LATCH ASSEMBLY

- Die stamped with heavy gauge sheetmetal
- Features all the original mechanical design
- Pre-assembled for easy installation

**110281**

# HOOD PARTS



1967-72 Chevy & GMC Truck

## HOOD HINGES

- Heavy duty steel reproduction of the original hood hinge style and design
- Finish with black EDP protective coating to keep your new steel fresh and rust-free
- Springs available separately, UP#110879

110877 | L/H Driver

110878 | R/H Passenger



1967-72 Chevy & GMC Truck

## HOOD HINGE SPRING (PAIR)

- Specially engineered to have the same yield and tensile strength as original
- Finish with black EDP protective coating
- Sold in pairs

110879



1967-72 Chevy & GMC Truck

## CHROME HOOD HINGES

- Beautiful high quality chrome plated finish with triple chrome plating process
- Heavy duty steel reproduction of the original hood hinge style and design
- Stainless steel springs available separately, UP#110899

110897 | L/H Driver

110898 | R/H Passenger



1967-72 Chevy & GMC Truck

## STAINLESS STEEL HOOD HINGE SPRING (PAIR)

- Specially engineered to have the same yield and tensile strength as original
- Corrosion resistant stainless steel, with a bright electropolished satin finish
- Sold in pairs

110899

# HOOD PARTS



1981-87 Chevy & GMC Truck

## HOOD PIVOT HINGES

- Heavy duty steel reproduction of the original hood pivot hinge with machine riveted base bracket
- Precision punched mounting holes for easy and straight forward installation
- Feature original style strengthening ribs design
- Finished with black EDP protective coating to keep your new steel fresh and rust-free
- Also fits 1981-1991 Chevy Blazer and GMC Jimmy, 1987-1991 Chevy & GMC Suburban

**110995** | L/H Driver

**110996** | R/H Passenger



1988-99 Chevy & GMC Truck

## HOOD HINGE BRACKET

- Heavy duty steel reproduction of the original hood hinge mounting bracket
- Precision punched mounting holes for easy and straight forward installation
- Finished with black EDP protective coating to keep your new steel fresh and rust-free
- Also fits 1992-1994 Chevy Blazer and GMC Jimmy, 1992-1999 Chevy & GMC Suburban, and 1992-2000 GMC Yukon

**110974** | L/H Driver

**110975** | R/H Passenger




1981-87 Chevy & GMC Truck

## HOOD HINGE WITH SPRING

- Heavy duty steel reproduction of the original hood hinge with pre-installed clock spring and machine riveted mounting plates
- Precision punched mounting holes for easy and straight forward installation
- Feature original style strengthening ribs design
- Finished with black EDP protective coating to keep your new steel fresh and rust-free
- Also fits 1981-1991 Chevy Blazer and GMC Jimmy, 1987-1991 Chevy & GMC Suburban

**110993** | L/H Driver

**110994** | R/H Passenger



1988-99 Chevy & GMC Truck

## HOOD HINGE SPRING ASSEMBLY

- Heavy duty steel reproduction of the original hood hinge with pre-installed clock spring
- Precision punched mounting holes for easy and straight forward installation
- Feature original style strengthening ribs design
- Finished with black EDP protective coating to keep your new steel fresh and rust-free
- Also fits 1992-1994 Chevy Blazer and GMC Jimmy, 1992-1999 Chevy & GMC Suburban, and 1992-2000 GMC Yukon

**110998** | L/H Driver

**110999** | R/H Passenger



1973-80 Chevy & GMC Truck

## HOOD HINGE

- Heavy duty 12 gauge steel reproduction of the original hood hinge style and design
- Finished with black EDP protective coating to keep your new steel fresh and rust-free
- Hinge spring not included

**110991 | L/H Driver**

**110992 | R/H Passenger**



1977-80 Chevy & GMC Truck

## HOOD LATCH

- Direct OEM replacement
- Black EDP coated to protect against corrosion
- For vehicles with inside hood latch release
- Straight forward installation with 3/8"-16 welded square nuts
- Also fits other GM applications, please check our application list

**111066**



1947-55 Chevy & GMC Truck

## HOOD RUBBER BUMPER SET (10/SET)

- Quality durable black rubber
- Original style, perfect for replacing those old worn out pieces

**110693**



1967-72 Chevy & GMC Truck

## HOOD BUMPER (PAIR)

- High quality durable rubber
- Matches OE thread spec, 5/16"-18 thread 2" long length
- Sold in pairs

**110692**

# BATTERY HOLD DOWN PARTS

1955-59 Chevy Truck

## BATTERY HOLD DOWN BOLT SET

- Clear zinc plated hold down bolts with washers, and nuts
- Sold in pairs

110807



1958-66 Chevy & GMC Truck

## BATTERY HOLD DOWN BRACKET

- High grade 304 stainless steel
- Identical design of the original

110473



1958-66 Chevy & GMC Truck

## BATTERY HOLD DOWN BRACKET

- Excellent reproduction of the original design
- Die stamped steel
- Anti-Corrosive black powder coated finish

110472



1947-55 Chevy & GMC Truck

## BATTERY TRAY HOLD DOWN FRAME

- Excellent reproduction of the original design
- Die stamped steel, painted black

110470



1955-57 Chevy & GMC Truck

## BATTERY HOLD DOWN FRAME

- Excellent reproduction of the original design
- Die stamped steel, painted black
- Fits group-24 battery size

110471

# BATTERY TRAYS




C475501



C555711



C585911



C606604



C677203



C677212



C738011



110137

1967-72 Chevy & GMC Truck

## BATTERY TRAYS

- Heavy duty stamped steel
- Black powder coated

C475501 | 1947-55

C555711 | 1955-57

C585911 | 1958-59

C606604 | 1960-66

C677203 | 1967-72

C677212 | 1967-72

C738011 | 1973-80

110137 | 1981-87

# WIPER BLADES

1960-66 Chevy & GMC

## WIPER TOWER & LINKAGE SET

- Complete wiper linkage set with die-cast wiper shaft towers, pivots, and link arms
- Sold as a set

110243



Universal

## ELECTRIC WIPER MOTOR SET

- Stainless steel wiper arm, 11" long blade and built-in switch on black motor cover
- Approximately 110 degree swing
- 1 3/4" center shaft to side hold mounting
- 3 1/4" long threaded shaft

A6235



Universal

## ELECTRIC WIPER MOTOR SET

- Electric wiper motor set, stainless with wiper arm & blade
- 12 volt with self park, neoprene stem seal
- 1 3/4" center shaft to side hold mounting
- 3 1/4" long threaded shaft

A6236



Universal

## WIPER BLADES

- Hook style, polished stainless steel wiper blades
- Sold individually

A7026 | 8"

A7037 | 9"

A7027 | 10"



Universal

## WIPER BLADES

- Wrist style, polished stainless steel wiper blades
- Used with wiper arms with spoon shape ends
- Sold individually

110300 | 6"

110301 | 8"

110302 | 9"

110303 | 10"


110304 | 11"

110305 | 12"

110306 | 15"




# WIPER ARMS/LINKAGE



190471

190472




190541

190542



190601

190602



190671

190672

1947-72 Chevy & GMC Truck

## WIPER ARMS

- Polished stainless steel with die-cast chrome plated mounts
- Item #: 190671, and 190672 have bayonet end and use 15" wiper blade item #: 110306
- Sold individually

**190471 | 1947-53 Truck | L/H Driver**

**190472 | 1947-53 Truck | R/H Passenger**

**190541 | 1954-59 Truck | L/H Driver**

**190542 | 1954-59 Truck | R/H Passenger**

**190601 | 1960-66 Truck | L/H Driver**

**190602 | 1960-66 Truck | R/H Passenger**

**190671 | 1967-72 Truck | L/H Driver or R/H Passenger Side**



For 0.55" Dia. Shafts

## CHROME WIPER SHAFT CAP (PAIR)

- Beautiful high quality chrome plated finish with triple chrome plating process
- Dress up the wiper shaft when wiper arms are not in use
- Easy installation and removal with included set screw & Allen wrench

**110823**



For 0.55" Dia. Shafts

## CHROME WIPER SHAFT BULLETS (PAIR)

- Beautiful high quality chrome plated finish with triple chrome plating process
- Securely mounts onto wiper shaft via included set screws
- Matching hex key also included
- Please double check wiper shaft diameter before purchase
- Larger 5/8" diameter shaft bullet also available, item #C4041L

**C4041**



For 5/8" Dia. Shafts

## CHROME WIPER SHAFT BULLETS (PAIR)

- Beautiful high quality chrome plated finish with triple chrome plating process
- Securely mounts onto wiper shaft via included set screws
- Matching hex key also included
- Please double check wiper shaft diameter before purchase
- Smaller 0.55" diameter shaft bullet also available, item #C4041

**C4041L**

# EXTERIOR MIRRORS

1941-48 Chevy Car

## **SS RECTANGULAR DOOR EDGE MIRROR**

- 2-1/2" X 5" stainless steel mirror head
- 6" long chrome plated zinc die-cast arm
- Also fits any cars with a door edge

**C5003**



Universal

## **4" PEEP MIRROR WITH CHROME STRAIGHT ARM**

- Highly polished stainless steel mirror head with quality flat mirror glass
- Offset mirror head mounting location design, head can be rotated for compact 6-1/2" length or extended to 8-1/2" length
- Polished stainless steel mirror head with chrome plated arm
- Beautiful chrome plated straight arm and clamp on door edge mounting base
- Easy installation with included set screws and hex wrench
- Extension post can be added for better visibility, available separately, item #C5001-EX

**A4008**

**A4008-CVX | Convex Mirror**



Universal

## **4" ROUND CLASSIC STYLE DOOR EDGE MIRROR**

- Adjustable mounting bracket
- Polished stainless steel mirror head
- Beautiful chrome plated mirror arm
- Hardware included

**C5007**



# EXTERIOR MIRRORS

Universal

## 4" PEEP MIRROR WITH LED TURN SIGNAL

- 7 red LED arrow hidden behind mirror glass
- Wiring is discreetly routed through groove in arm
- Polished stainless steel mirror head with chrome plated arm
- Mounting pad and hex wrench included
- 12V only, includes 48" of wire
- Bundle includes: C5001-led & C5001-1CVXLED pre-packed in one box

**110743** | Mirror Bundle  
**C5001-LED** | LED Mirror  
**C5001-CVXLED** | Convex LED Mirror



Universal

## 4" CURVED ARM PEEP MIRROR

- Polished stainless steel mirror head with chrome plated arm
- Convex mirror has Improved wide angle vision on passenger side
- Mounting pad and hex wrench included
- Sold individually

**C5001**



Universal

## 4" CURVED ARM CONV. PEEP MIRROR BUNDLE

- Polished stainless steel mirror head with chrome plated arms
- Convex mirror has Improved wide angle vision on passenger side
- Mounting pad and hex wrench included
- Bundle includes: C5001 & C5001-CVX pre-packed in one box

**110742** | Mirror Bundle



Universal

## 3" CURVED ARM CONV. PEEP MIRROR BUNDLE

- Polished stainless steel mirror head with chrome plated arms
- Convex mirror has Improved wide angle vision on passenger side
- Mounting pad and hex wrench included
- Bundle includes: C5001-1 & C5001-1CVX pre-packed in one box

**110741** | Mirror Bundle  
**C5001-1** | Standard Mirror  
**C5001-1CVX** | Convex Mirror



# EXTERIOR MIRRORS



C476902



C476904



1947-72 Chevy & GMC Truck

## EXTERIOR MIRROR HEAD

- 6"x8" mirror head, 1/4" - 20 male stud with nut
- Sold individually

C476902 | Stainless Steel

C476904 | Black



C477201



C476901



C476903B



C477202

1947-55 Chevy & GMC Truck

## 5" EXTERIOR MIRROR HEAD

- Gloss powder coated mirror, 1/4" male stud on back
- Sold individually

C477201 | Black, Ribbed

C476901 | Chrome, Ribbed

C476903B | Black, Smooth

C477202 | Chrome, Smooth

# EXTERIOR MIRRORS



1947-55 Chevy & GMC Truck

## RUBBER DOOR MIRROR MOUNTING PAD

- Quality reproduction with silicon rubber
  - Original style with raised lip, help protects paint from scratches
- 110702**



1955-59 Chevy & GMC Truck

## RUBBER DOOR MIRROR MOUNTING PAD

- Quality durable black rubber
  - Original style, perfect for replacing the worn out pad
- 110703**



**C475512**



**C475513**

1947-55 Chevy & GMC Truck

## EXTERIOR MIRROR ARM

- Die-cast exactly like the original
  - Chrome mirror heads available separately, C476901, C477202
  - Black mirror heads available separately, C477201, C476903B
- C475512 | R/H Passenger | Powder Coated Black**  
**C475513 | L/H Driver | Chrome**



**C555941**



**C555942**



**C555943**



**C555944**

1955-59 Chevy & GMC 2nd Series Truck

## EXTERIOR MIRROR ARM

- Die-cast exactly like the original
- Fits all 2nd series trucks, Panel truck, and Suburban
- Chrome mirror heads available separately, C476901, C477202
- Black mirror heads available separately, C477201, C476903B

**C555941 | L/H Driver | Powder Coated Black**  
**C555942 | R/H Passenger | Powder Coated Black**  
**C555943 | L/H Driver | Chrome**  
**C555944 | R/H Passenger | Chrome**

# EXTERIOR MIRRORS



*Universal*

## STAINLESS SWING AWAY MIRROR

- Low mount stainless steel truck mirror housing, arms and yoke
- Fits most pickups, vans, smaller RVs and campers
- Extends to 15", double strength tubing reduces vibration
- Swing-away function helps vehicle fit into tight parking spots

**60039**



*1973-87 Chevy & GMC Truck*

## CONVEX EXT. MIRROR W/ LED TURN SIGNAL R/H

- LED turn signal arrow hidden inside mirror glass
- Beautiful die-cast & chrome plated mirror head and arm
- Convex mirror for wide angle visibility
- Easy hookup, route wire through door jamb and connect to front turn signal wires under dash near steering column
- Includes mounting pad, mounting bracket and screws

**C738710-CVXLED | R/H Passenger Convex**

**C738710-LED | L/H Driver**

**111111 | Pair**

## EXTERIOR MIRRORS



1973-87 Chevy & GMC Truck

### CONVEX EXTERIOR MIRROR - R/H

- Exceptional quality die-cast & beautiful chrome plated D49 style mirror arm & housing
- Includes mounting pad, mounting bracket and screws
- Feature convex mirror for wide angle visibility

**C738710-CVX**



1973-87 Chevy & GMC Truck

### EXTERIOR MIRROR KIT

- Hardware included
- Fits L/H Driver or R/H Passenger, sold individually

**C738710**



1970-72 Chevy & GMC Truck

### EXTERIOR MIRROR WITH LED TURN SIGNAL

- Winner NSRA safety product of the year
- 9 red LED arrow hidden inside mirror glass
- Polished stainless steel mirror head & chrome plated arm
- Mounting hardware included
- Easy hookup, route wire through door jamb and connect to front turn signal wires under dash near steering column
- Can also be used on older 1967-69 trucks

**110749 I Bundle L/H and R/H Included**

**C707201-LED I L/H Driver**

**C707202-LED I R/H Passenger**



1970-72 Chevy & GMC Truck

### EXTERIOR MIRRORS

- Convex mirror with wide angle optics for R/H side
- Polished stainless steel mirror head & chrome plated arm
- Mounting pads and hex wrench included
- Bundle includes: C707201 & C707202 pre-packed in one box

**110748 I Bundle L/H and R/H Included**

**C707201 I L/H Driver**

**C707202 I R/H Passenger**

# EXTERIOR MIRRORS



1988-2000 Chevy & GMC Truck

## **BLACK DOOR MIRROR (POWER, FOLDABLE)**

- High quality original reproduction with durable plastic housing in black
- Power 4-way adjustable mirror glass with OE style connector plug
- High quality steel base and arm with fold-away design
- Overmolded mounting studs with nuts in OE positions for easy installation
- Black rubber base pad included
- Also fits 1992-1999 Suburban, 1995-2000 Tahoe, 1992-1994 Blazer, 1992-2000 Yukon

**110988 | L/H Driver**

**110989 | R/H Passenger**



1988-2000 Chevy & GMC Truck

## **BLACK DOOR MIRROR (MANUAL, FOLDABLE)**

- High quality original reproduction with durable plastic housing in black
- Overmolded mounting studs with nuts in OE positions for easy installation
- High quality steel base and arm with fold-away design
- Overmolded mounting studs with nuts in OE positions for easy installation
- Black rubber base pad included
- Also fits 1992-1999 Suburban, 1995-2000 Tahoe, 1992-1994 Blazer, 1992-2000 Yukon

**110986 | L/H Driver**

**110987 | R/H Passenger**



# EXTERIOR MIRRORS

1973-91 Chevy & GMC Full Size Trucks & Vans

## 304 STAINLESS STEEL DOOR MIRROR

- Beautiful polished 304 grade stainless steel base cover, arm, and mirror housing
- Includes mounting pad and mounting hardware
- Original style design with heavy duty inner mounting bracket
- Mounting pad included to help protect paint from scratches and keeps rain or dust from entering the door
- Installation fasteners also included for straight forward replacement of the original
- Ambidextrous design, fits L/H or R/H side
- Also fits 1973-1995 Chevy Vans

60050



1988-98 Chevy & GMC Truck

## STAINLESS STEEL DOOR MIRRORS

- Quality stainless steel mirror cover with a brushed look
- Black EDP original style steel J-arm and base
- High quality steel base and arm with fold-away design
- Rubber pad and mounting screws included
- Also fits 1995-1998 Tahoe, 1988-1994 Blazer, 1988-1994 GMC Jimmy, and 1992-1998 GMC Yukon

110957 | L/H Driver

110958 | R/H Passenger



# REAR VIEW MIRRORS



1947-53 Chevy & GMC Truck

## INTERIOR REAR VIEW MIRROR

- Chrome finish
- Also fits 1951-52 Chevy passenger car

**C475310CR**



1947-59 Chevy & GMC Truck

## INTERIOR REAR VIEW MIRROR

- Polished stainless steel housing, mirror glass installed in housing with smooth edges

**C475902**



1953-59 Chevy & GMC Truck

## INTERIOR REAR VIEW MIRROR

- Chrome finish
- Also fits 1953-54 GM passenger car

**C535910CR**

# REAR VIEW MIRRORS



1960-71 Chevy & GMC Truck

## REAR VIEW MIRROR BRACKET

- Chrome finish

**C607111**



1960-71 Chevy & GMC Truck

## INTERIOR MIRROR BRACKET SCREW

- Polished stainless steel mirror Screw

**C607112**



1960-71 Chevy & GMC Truck

## INTERIOR REAR VIEW MIRROR

- Polished stainless steel housing, mirror glass installed in housing with smooth edges
- Mirror arm sold separately, C607111

**C607110**



1947-53 Chevy & GMC Truck

## INTERIOR MIRROR BRACKET

- Shaped exactly like the original, polished stainless steel
- Mounts on windshield division bar
- Use with United Pacific mirrors or C475310CR

**C475351**



1962-67 Chevy Camaro/Chevelle/Impala/Nova

## 8" DAY/NIGHT MIRROR

- Fits Camaro, Chevelle, Impala, Nova and other GM vehicles
- Polished stainless steel mirror housing
- Day/night flip lever as original

**C626702**


# REAR VIEW MIRRORS



*Universal*

## **INTERIOR REAR VIEW MIRROR**

- Rectangular stainless steel rear view mirror
  - Easy installation, simply glue onto windshield glass
  - Recommended adhesive: Loctite 37438, Permatex 81840, 3M 08752
- M1003**



*Universal*

## **INTERIOR REAR VIEW MIRROR**

- Rectangular chrome plated aluminum rear view mirror
  - Easy installation, simply glue onto windshield glass
  - Recommended adhesive: Loctite 37438, Permatex 81840, 3M 08752
- 70801**



*Universal*

## **INTERIOR REAR VIEW MIRROR**

- Rectangular chrome plated aluminum rear view mirror
  - Easy installation, simply glue onto windshield glass
  - Recommended adhesive: Loctite 37438, Permatex 81840, 3M 08752
- 70803**

# REAR VIEW MIRRORS



Universal

## INTERIOR REAR VIEW MIRROR

- Oval chrome plated aluminum rear view mirror
- Easy installation, simply glue onto windshield glass
- Recommended adhesive: Loctite 37438, Permatex 81840, 3M 08752

**70804**



Universal

## INTERIOR REAR VIEW MIRROR

- Oval chrome plated aluminum rear view mirror
- Easy installation, simply glue onto windshield glass
- Recommended adhesive: Loctite 37438, Permatex 81840, 3M 08752

**70802**




Universal

## PANORAMIC 5-PANEL REAR VIEW MIRROR

- 5-panel mirror design provides wider rear view
- Easy installation in most cars, trucks & power sports vehicles
- Mounting hardware & instruction included
- May interfere with sun visors on some applications
- Recommended for performance & off-road vehicles

**60051**

# STEERING



Universal

## 15" WOODGRAIN STEERING WHEEL

- 15" woodgrain steering wheel for 3-bolt hubs
- Wood grip with finger grooves and aluminum rivets
- 304 stainless steel spokes, dish depth 4"
- Compatible with all 3-bolt steering wheel hub kits on the market
- Hub adapter and horn button kit sold separately

110794



Universal

## 14" CHROME 3-SPOKE STEERING WHEEL

- 14" chrome aluminum 3-spoke style 9-screw mount steering wheel
- Comfortable black leather grip
- Requires standard 9-screw steering wheel hub adapter and horn button kit, sold separately

88300



Universal

## 14" CHROME BLADE STEERING WHEEL

- 14" chrome aluminum blade style steering wheel
- Comfortable black leather grip
- Requires standard 9-screw steering wheel hub adapter and horn button kit, sold separately

88302



Universal

## 14" CHROME 3-SPOKE STEERING WHEEL

- 14" chrome aluminum steering wheel
- Comfortable black leather grip
- Requires standard 9-screw steering wheel hub adapter and horn button kit, sold separately

88301



Universal

## 14" CHROME SCORPION STEERING WHEEL

- 14" chrome aluminum scorpion style steering wheel
- Comfortable black leather grip
- Requires standard 9-screw steering wheel hub adapter and horn button kit, sold separately

88304



1949-80 GMC

## STEERING WHEEL HUB ADAPTER KIT

- Use with 3-bolt mount steering wheels
- Fits wide variety of GM vehicles 1949-80
- Includes splined hub, horn contact plate and hardware
- Horn button cap sold separately

**110314**



1967-68 Chevy Truck

## CHROME HORN BUTTON CAP

- Chrome horn button cap with Chevrolet Division markings
- Beautiful high quality chrome plated finish with triple chrome plating process
- Exceptional quality zinc die-cast
- Original shape and size for easy replacement

**C676851**



Universal

## HORN BUTTON

- Satin finish with black button
- Two screw electrical terminals, mounting screws included

**40028**



1967-72 Chevy Truck

## CHROME HORN BUTTON CAP W/ BOWTIE

- Chevrolet bowtie emblem engraved on horn button cap
- Beautiful high quality chrome plated finish with triple chrome plating process
- Exceptional quality zinc die-cast
- Original shape and size for easy replacement

**C677251**

# STEERING WHEEL SPINNERS



Universal

## HEAVY DUTY STEERING WHEEL SPINNER

- Durable ABS plastic knob with beautiful wooden pattern hydrographic
- Fits 1-1/8" to 1-5/16" diameter steering wheel grips
- Heavy duty chrome die cast clamp
- Classic design intended to reduce effort and fatigue
- Includes 2 rubber spacers to accommodate different grip diameters
- Not recommended for padded steering wheels

70159



Universal

## HEAVY DUTY STEERING WHEEL SPINNER

- Fits 1-1/8" to 1-5/16" diameter steering wheel grips
- Heavy duty chrome die cast clamp
- Classic design intended to reduce effort and fatigue
- Includes 2 rubber spacers to accommodate different grip diameters
- Durable ABS plastic knob with premium automotive paint
- Not recommended for padded steering wheels

70092



Universal

## HEAVY DUTY STEERING WHEEL SPINNER

- Durable ABS plastic knob with premium automotive paint in vibrant candy colors, bold effects and dazzling color
- Fits 1-1/8" to 1-5/16" diameter steering wheel grips
- Heavy duty chrome die cast clamp
- Classic design intended to reduce effort and fatigue
- Includes 2 rubber spacers to accommodate different grip diameters
- Not recommended for padded steering wheels

70362 | Indigo Blue

70363 | Emerald Green

70364 | Cadmium Orange

70365 | Candy Red

70366 | Liquid Silver

70367 | Pearl White

70368 | Electric Yellow

# STEERING WHEEL SPINNERS



## Vintage Style

### STEERING WHEEL SPINNER W/ INSERTS

- Old school steering wheel spinner for that vintage look
- Perfect for classic cars, classic trucks, hot rods, rat rods & lead sleds
- Chrome die-cast base with black plastic knob & clear see thru cap
- Removable clear cap for inserting a picture or emblem of your choice
- Intended for classics and show cars, not every day use
- Adjustable straps fit most steering wheels with grip diameter of 3/4" to 1-1/4"
- Not recommended for padded steering wheels
- 3 vintage themed printed inserts W/ additional 3 printed flag inserts
- Shipped in retail packaging

70109



## Chrome Aluminum

### GUN CYLINDER STEERING WHEEL SPINNER

- Designed to reduce steering effort and fatigue
- Time tested quality and durability for commercial trucks & heavy equipment
- Heavy duty ball bearing design with chrome metal base and mounting brackets
- Includes 3 types of mounting brackets to fit the steering wheel spoke, or the steering wheel rim on some vehicles
- New & Improved! Now fits on newer vehicles with thick steering wheels
- Note/Warning: Universal design may require bracket modification to fit application. May cause permanent damage to the steering wheel, especially wood, rubber & leather
- Check laws and/or regulations in your state, county, and/or municipality regarding installation and use of this product

70106



## Universal

### SKULL STEERING WHEEL SPINNER

- Fits 1-1/8" to 1-5/16" diameter steering wheel grips
- Heavy duty chrome die cast clamp with skull steering wheel spinner
- Designed to reduce effort and fatigue
- Includes rubber spacer to accommodate different grip diameters
- Not recommended for padded steering wheels

70113



## Heavy Duty Aluminum

### STEERING WHEEL SPINNER


- Heavy duty ball bearing design with metal base, and additional zinc plated brackets to fit most steering wheels
- Time tested quality and durability for commercial trucks & heavy equipment
- Designed to reduce effort and fatigue
- Tall shaft assures precision control of spinner
- Note: Universal design may require bracket modification to fit different applications. May cause permanent damage to the steering wheel, especially wood, rubber & leather
- Check laws and/or regulations in your state, county, and/or municipality regarding installation and use of this product

70108

## ***DASH/GAUGES/ETC.***



## DASH/GAUGES/ETC.



1969-72 Chevy & GMC Truck With 7 Gauges

### **DASH BEZEL - BLACK & CHROME**

- High quality plastic injection molded reproduction of the original
- Beautiful chrome plated outer trim with black painted inner face
- Feature original mounting pattern with mounting posts for easy installation

**110697**




1947-72 Chevy & GMC

### **SPEEDOMETER CABLE**

- 68" speedometer cable

**C477203**



1973-87 Chevy & GMC Truck - Gauges No Clock

### **CLEAR ACRYLIC INSTRUMENT CLUSTER LENS**

- Quality crystal clear acrylic lens
- Perfect for replacing that old cracked gauge cluster lens
- Easy to install with original style design and mounting tabs

**110963**

# DASH/GAUGES/ETC.



1947-54 Chevy & GMC Truck

## HEADLIGHT ROD & KNOBS

- Exact design as original

C475321 | 1947-53 | Maroon

C545521 | 1954-55 | Black

C555921 | 1955-59 | Chrome

C606321 | 1960-63 | Black

C646621 | 1964-66 | Black



1947-66 Chevy & GMC Truck

## WIPER SWITCH KNOBS

- Original wiper switch design made of durable plastic with high quality chrome plating


C475309C | 1947-53 | Chrome

C475309M | 1947-53 | Maroon

C555931 | 1955-59 | Chrome

C606331 | 1960-63 | Black/Stainless Steel

C646631 | 1964-66 | Black/Stainless Steel



1968-72 Chevy & GMC Truck

## WIPER SWITCH KNOBS

- High quality plastic injection molded with durable polypropylene plastic
- Deluxe style with stainless steel center insert
- Original style "D" profile mounting hole, set screw included

110700



Universal

## CHROME DELUXE CIGARETTE LIGHTER ONLY

- Deluxe chrome aluminum cigarette lighter
- Beautiful high quality chrome plated housing and bezel with triple chrome plating process
- Fits most standard lighter sockets

28485



1968-72 Chevy & GMC Truck

## WIPER SWITCH KNOBS

- High quality plastic injection molded with durable polypropylene plastic
- Deluxe style with stainless steel center insert
- Original style "D" profile mounting hole, set screw included

110701

## DASH/GAUGES/ETC.




1947-59 Chevy & GMC

### CHOKE CABLE AND KNOB

- Stainless steel cable

C475302 | 1947-53 | Stainless Steel W/ Maroon Knob

C555905 | 1955-59 | Stainless Steel W/ Chrome Knob



1947-59 Chevy & GMC

### THROTTLE CABLE AND KNOB

- Stainless steel cable

C475301 | 1947-53 | Stainless Steel W/ Maroon Knob

C555904 | 1955-59 | Stainless Steel W/ Chrome Knob



Universal

### TRAFFIC LIGHT VIEWER W/ MOUNT

- This is a safety device for the vehicles equipped with lower sun visor
- Suction cup mounting design

A5168



Universal

### CHROME DELUXE TRAFFIC LIGHT VIEWER

- Chrome zinc die-cast body with swivel arm
- This is a safety device for the vehicles equipped with lower sun visor

A5169



Universal

### CHROME DELUXE TRAFFIC LIGHT VIEWER

- Chrome zinc die-cast body with swivel arm and high quality acrylic lens
- Super strong magnet holds to any metal dash
- Vintage safety device for vehicles equipped with exterior sun visor

A5171



Universal

### TRAFFIC LIGHT VIEWER MAGNETIC BASE

- Vintage style base with chrome plating
- Super strong magnet holds to any metal dash
- Threads onto deluxe traffic viewer, part number A5169 (sold separately)

A5170

# DASH/GAUGES/ETC.



Universal

## CHROME TURN SIGNAL SWITCH

- 7 wire system, comes with adjustable clamp to hold onto the steering column, no drilling required
- Indicator light at the end of the turn signal handle
- Inline fuse and wiring diagram included, ready to use for 12V systems, also works for 6V if indicator bulb is changed to 6V

**A5007**



Universal

## HEAVY DUTY TURN SIGNAL SWITCH

- All metal chrome plated heavy duty switch with 7 wires
- Clamp onto hold steering column
- Turn signal indicator lights, 4-way emergency hazard function with red light
- Includes in-line fuse and wiring diagram
- Ready to use for 12 volt systems, also works for 6 volt if indicator bulb is changed to 6 volt

**5007R**



Universal

## TURN SIGNAL SWITCH W/ 4 WAY HAZARD

- Chrome plated housing, clamps onto steering wheel
- 4 way hazard switch
- Lighted direction indicators

**110307**



1947-59 Chevy & GMC Truck

## HEADLIGHT SWITCH

**C475901 | 1947-59 | 12 Volt**



Universal

## 6 VOLT TURN SIGNAL FLASHER

- For all 6 volt positive and negative ground applications
- 3 terminal, 535 type
- Has "P" terminal for single dash indicator light
- Use with turn signal switches 5007R or A5007 on 6 volt vehicles
- Must use load resistor PN 34205 (need 2) when used with 6 volt LED lights

**110252**



Universal

## IGNITION SWITCH W/ TWO KEYS

- Universal, 4 positions (ACC, OFF, IGN/ACC, IGN/START)
- Knurled aluminum mounting nut, mounts in 3/4" hole
- Stud terminal posts with nuts

**S1204**

## DASH/GAUGES/ETC.



*On-Off*

### HEAVY DUTY VINTAGE CLAMP-ON DASH SWITCH

- Quickly mounts to under dash flange on most cars & truck
- Heavy duty 50 amp toggle switch with chrome handle
- Use for fog lights, wiper motors or any universal use

**S1205**



*On-Off-On*

### HEAVY DUTY VINTAGE CLAMP-ON DASH SWITCH

- Quickly mounts to under dash flange on most cars & truck
- Heavy duty toggle switch with chrome handle
- Use for fog lights, wiper motors or any universal use

**S1206**



*Universal*

### BATTERY DISCONNECT SWITCH

- Prevents dead batteries, theft, and provides a safer work environment with the battery disconnected
- Heavy duty metal housing with die-cast knob

**S1201 | 250A Continuous, 450A Momentary**

**S1202 | 350A Continuous, 500A Momentary**



*Universal*

### CHROME DAGGER SHIFT KNOB

- High quality chrome finish with machined grip
- Universal hex screw mount, includes mounting hardware

**70677 | Dagger**

**70679 | Skull**



*Universal*

### DAGGER AIR VALVE KNOB

- Works as a dipstick handle with adapter removed
- Universal hex screw mount, includes mounting hardware

**23529 | Black**

**23525 | Chrome**

## DASH/GAUGES/ETC.



1947-54 Chevy Car & Truck

### CHROME HOOD LATCH PANEL

- Die-cast with coating for long lasting use

**C4037**



1964-66 Chevy Truck

### BLACK GLOVE BOX DOOR

- Excellent stamped 20 gauge steel reproduction with all of the original contour detail
- Features precision cut lock cylinder pocket, rectangular front recess for OE Chevrolet emblem, and three OE style cup holder recesses on inner panel
- Includes door spring and welded 1/4-20 hinge nuts
- Finished with black EDP protective coating

**110092**



1947-53 Chevy & GMC Trucks

### GLOVE BOX LOCK CYLINDER WITH KEYS

- Quality reproduction of original style lock cylinder
- Includes 2 keys with GM marking
- Official GM licensed restoration product

**110888**

**gm** restoration



1964-66 Chevy Truck

### CHROME GLOVE BOX DOOR

- Excellent stamped 20 gauge steel reproduction with all of the original contour detail
- Features precision cut lock cylinder pocket, rectangular front recess for OE Chevrolet emblem, and three OE style cup holder recesses on inner panel
- Includes door spring and welded 1/4-20 hinge nuts
- Beautiful show ready chrome plating finish

**110093**

## DASH/GAUGES/ETC.



1964-66 Chevy Trucks

### GLOVE BOX DOOR HINGE

- Excellent quality steel stamping
- Exact design as original with mounting holes for easy installation
- Finish with black EDP protective coating

**110094**



1973-91 Chevy & GMC Trucks

### GLOVE BOX LINER - With A/C

- Quality molded ABS plastic reproduction with original contour and mounting hole patterns
- Feature original contour, mounting hole patterns, and lock cylinder pass-through
- Perfect for replacing that old worn out liner

**110308**



1973-91 Chevy & GMC Trucks

### GLOVE BOX LINER - WITHOUT A/C

- Quality molded ABS plastic reproduction with original contour and mounting hole patterns
- Feature original contour, mounting hole patterns, and lock cylinder pass-through
- Perfect for replacing that old worn out liner

**110309**



1969-72 Chevy & GMC Trucks

### BLACK DASH PAD

- Beautiful reproduction in black polyurethane with OE style texture
- Reinforced foam insert and steel strip for additional mounting hole support
- Mounting screws, speed nuts, and speed clips included
- Due to tight fit, modification is required on the existing dash mounting holes
- Also fits 1967-72 Chevy & GMC Suburban, 1969-72 Blazer, and 1970-72 Jimmy

**111018**



1967-72 Chevy & GMC Trucks

### ACC-OFF-ON-START IGNITION PLATE

- Quality plastic injection molded with durable black ABS plastic
- Raised lettering with chrome finish
- Perfect for replacing that wore out and faded plate
- Mount exactly like original for easy installation

**110694**

# GLOVE BOX/BRAKE COVER/ETC.



1955-59 Chevy & GMC Truck 2nd Series

## GLOVE BOX DOOR KIT

- High quality 22 gauge steel sheet metal
- Heavy gauge arm brackets with 10-32 tapped holes
- 10-24 caged nuts for quick hinge mounting
- 10-32 & 10-24 screws included

110338



1960-66 Chevy & GMC Truck

## GLOVE BOX HINGE BUSHING

- OD 0622", ID 0275", Thickness 0298"

110402



1967-68 Chevy & GMC Truck

## CHROME HAND BRAKE COVER

- Original accessory fits below steering column to dress up the hand brake
- Stamped steel like the original and beautifully chrome plated

C676802



1947-55 Chevy 1st Series Truck

## PEDAL PAD

- Identical size and shape as original

C7018



1967-72 Chevy Truck

## BRAKE & CLUTCH PEDAL PAD & TRIM

- Rubber pad and stainless trim sold separately

C677210 | Rubber pad

C677211 | Stainless trim

# A/C VENTS/DEFROST DUCTS



1967-72 Chevy & GMC Truck

## A/C CENTER VENT

- High quality die-cast zinc and chrome plated
- Mounting hardware not included

**110582**



1967-72 Chevy & GMC Truck

## A/C VENT BALL

- High quality die-cast zinc and chrome plated
- Sold individually, fits L/H Driver or R/H Passenger

**C677214**



1967-72 Chevy & GMC Truck

## DEFROSTER DUCTS

- Injection molded plastic same as the original

**C677215** | L/H Driver | Black

**C677216** | R/H Passenger | Black

**C677217** | L/H Driver | Chrome

**C677218** | R/H Passenger | Chrome



# VENT WINDOWS



120511

120512

1951-55 Chevy & GMC Truck

## VENT WINDOW ASSEMBLY - WITHOUT TINT

- Beautiful chrome frame with chrome vent window handle
- Complete assembled with untinted glass
- Preinstalled rubber vent window seal
- Includes division bar with felt, and brackets

120511 | L/H Driver | No Tint

120512 | R/H Passenger | No Tint



120513

120514

1951-55 Chevy & GMC Truck

## VENT WINDOW ASSEMBLY - WITH TINT

- Beautiful chrome frame with chrome vent window handle
- Complete assembled with tinted glass
- Preinstalled rubber vent window seal
- Includes division bar with felt, and brackets

120513 | L/H Driver | Tinted

120514 | R/H Passenger | Tinted



120641

120642

1964-66 Chevy & GMC Truck

## VENT WINDOW ASSEMBLY - WITHOUT TINT

- Beautiful chrome frame with chrome vent window handle
- Complete assembled with untinted glass
- Preinstalled rubber vent window seal
- Includes division bar with felt, and brackets

120641 | L/H Driver | No Tint

120642 | R/H Passenger | No Tint



120643

120644

1964-66 Chevy & GMC Truck

## VENT WINDOW ASSEMBLY - WITH TINT

- Beautiful chrome frame with chrome vent window handle
- Complete assembled with tinted glass
- Preinstalled rubber vent window seal
- Includes division bar with felt, and brackets

120643 | L/H Driver | Tinted

120644 | R/H Passenger | Tinted

# VENT WINDOWS/GLASS CHANNEL



120671

120672

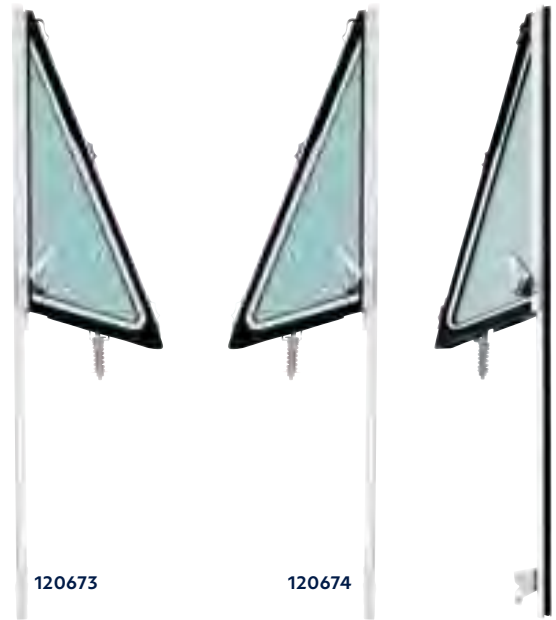
1967-72 Chevy & GMC Truck

## VENT WINDOW ASSEMBLY - WITHOUT TINT

- Beautiful high quality chrome plated finish with triple chrome plating process
- Feature period correct chrome vent window handle
- Preinstalled rubber vent window seal
- Includes division bar with felt, and brackets

120671 | L/H Driver | No Tint

120672 | R/H Passenger | No Tint



120673

120674

1967-72 Chevy & GMC Truck

## VENT WINDOW ASSEMBLY - WITH TINT

- Beautiful chrome frame with chrome vent window handle
- Complete assembled with light tinted glass
- Preinstalled rubber vent window seal
- Includes division bar with felt, and brackets

120673 | L/H Driver | Tinted

120674 | R/H Passenger | Tinted

1967-72 Chevy & GMC Truck

## LOWER GLASS CHANNEL

- High tensile strength steel like the original
- Sold individually, please specify L/H Driver or R/H Passenger

110244 | L/H Driver

110245 | R/H Passenger



# DOOR HANDLES



1947-51 Chevy & GMC Truck

## OUTSIDE CHROME DOOR HANDLE SET

- Die-cast and chrome plated
- Pads and mounting screws included
- Sold in pairs

C475001



1960-66 Chevy & GMC Truck

## OUTSIDE CHROME DOOR HANDLE SET

- Die-cast and chrome plated
- R/H Passenger handle includes push button, L/H Driver requires locking push button, sold separately
- Pads and mounting screws included
- Sold in pairs

110313



1952-59 Chevy & GMC Truck

## OUTSIDE CHROME DOOR HANDLE SET

- Die-cast and chrome plated
- R/H Passenger handle includes push button, L/H Driver requires locking push button, sold separately
- Pads and mounting screws included
- Sold in pairs

110312



1967-72 Chevy & GMC Truck

## OUTSIDE CHROME DOOR HANDLE SET

- Die-cast and chrome plated
- Pads and mounting screws included
- Sold in pairs

115670

# DOOR HANDLES



1973-91 Chevy & GMC Truck

## EXTERIOR DOOR HANDLE

- Beautiful chrome plated finish with triple chrome plating process
- Designed to fit and function like OE part
- Also fits 1973-1991 Chevrolet Blazer/Suburban & GMC Jimmy/Suburban
- Includes rubber mounting gaskets, two 1/4"-28 x 1-1/8" studs, and two nuts for installation

**111058 | L/H Driver**

**111059 | R/H Passenger**



1988-2000 Chevrolet & GMC Truck

## CHROME EXTERIOR DOOR HANDLE

- Quality die-cast with beautiful chrome plated finish
- Directly installs in place of the original
- Includes rubber mounting gasket
- For GMT400 trucks, not for 1988-1991 R/V trucks, or 1999+ Silverado/Sierra

**111046 | L/H Driver**

**111047 | R/H Passenger**



1977-80 Chevrolet & GMC Truck

## INTERIOR DOOR HANDLE

- Quality OE style reproduction plastic handle with steel mounting bracket
- Precision punched mounting holes for straight forward installation
- Durable aluminum handle cover with brushed look
- Original style latch rod attachment design

**110976 | L/H Driver**

**110977 | R/H Passenger**



1981-87 Chevy & GMC Truck

## INTERIOR DOOR HANDLE

- Beautiful high quality chrome plated finish with triple chrome plating process
- Zinc die-cast handle with nicely rounded edges for durability and comfort
- Original style mounting bracket with quality coil spring
- Also fits 1981-91 Chevy/GMC Suburban, 1981-86 K5 Blazer, 1987-91 Blazer, and 1981-1991 Jimmy
- Lifetime warranty

**110978 | L/H Driver**

**110979 | R/H Passenger**

# DOOR HANDLES/WINDOW CRANK



1995-2002 Chevrolet & GMC Truck

## CHROME INTERIOR DOOR HANDLE BEZELS

- Beautiful high quality chrome plated injection molded plastic
- Directly installs in place of the OE trim piece
- Not for 1999+ Silverado/Sierra trucks
- Includes opening for electronic door lock switch

**111048 | L/H With Lock**

**111049 | R/H With Lock**



1995-2002 Chevrolet & GMC Truck

## CHROME INTERIOR DOOR HANDLE BEZELS

- Beautiful high quality chrome plated injection molded plastic
- Directly installs in place of the OE trim piece
- Not for 1999+ Silverado/Sierra trucks

**111052 | L/H Without Lock**

**111053 | R/H Without Lock**



1947-66 Chevy & GMC Truck

## INTERIOR WINDOW CRANK HANDLE

- Beautiful high quality chrome plated finish with triple chrome plating process
- Feature OE spec spline mounting hole with set screw to help keep handle stay in place without any exposed mounting screw

**C476602**



1947-66 Chevy Truck

## INTERIOR DOOR HANDLE

- Beautiful high quality chrome plated finish with triple chrome plating process
- Exact design and shaped as original
- Exceptional quality die-cast

**C476601**



# DOOR HANDLES/WINDOW CRANK



1967-72 Chevy Truck/Passenger Car

## **CHROME INTERIOR WINDOW CRANK HANDLE**

- Beautiful high quality chrome plated finish with triple chrome plating process
- Feature OE spec spline mounting hole with removable inner metal retaining clip to help keep handle stay in place without any exposed mounting screw
- Gloss black painted crank knob and arm pre-assembled with inner metal stem

**C677601**



1967-72 Chevy Truck

## **CHROME INTERIOR DOOR HANDLE**

- Beautiful high quality chrome plated finish with triple chrome plating process
- Exact design and shaped as original
- Exceptional quality die-cast

**C677602**

1967-72 Chevy Truck

## **DOOR WINDOW HANDLE CLIP REMOVER TOOL**

- Durable stamped steel with zinc plating
- Simple and effective tool
- Made specifically to remove the spring clip on the interior door window handle

**C496404**



# DOOR HANDLES/WINDOW CRANK



1967-81 Chevy Truck/Passenger Car

## CHROME INTERIOR WINDOW CRANK HANDLE

- Beautiful high quality chrome plated finish with triple chrome plating process
- Feature OE spec spline mounting hole with locking clip to help keep handle stay in place without any exposed mounting screw
- Knob and arm pre-assembled with inner metal stem
- Fits multiple applications, please check our year make model info

C678101



1981-86 Chevy & GMC Truck

## CHROME WINDOW CRANK HANDLE

- Beautiful quality zinc casting handle
- Durable original style black plastic knob
- Easy installation with OE spec spline and retainer clip
- Also fits 1982-94 Suburban/S10/S15, and 1983-97 Blazer/Jimmy
- Features chrome plated aluminum top center cover on knob

110980



1981-86 Chevy & GMC Truck

## BLACK WINDOW CRANK HANDLE

- Beautiful quality zinc casting handle
- Durable original style black plastic knob
- Easy installation with OE spec spline and retainer clip
- Also fits 1982-94 Suburban/S10/S15, and 1983-97 Blazer/Jimmy
- Features chrome plated aluminum top center cover on knob

110981

# DOOR HANDLES/WINDOW CRANK



*Billet Aluminum - Universal*

## **DOOR HANDLE KIT (2-PACK)**

- CNC milled billet aluminum with classic aircraft style brushed finish
- Perfect for hot rods, classic cars, SUVs, pick-ups & big rig truck
- Universal application, 3 adapters included (circular, splined, & square)
- Includes adapters to fit most Ford, Chevy and Mopar handle shafts
- Includes stainless steel set screws & hex wrench

**24039**



*Billet Aluminum - Universal*

## **WINDOW CRANK HANDLE KIT (2-PACK)**

- Classic aircraft style brushed aluminum finish
- Includes adapters to fit most Ford, Chevy and Mopar handle shafts
- Universal application, 3 adapters included (circular, splined, & square)
- Includes stainless steel set screws & hex wrench
- Matching billet aluminum door handle kit available separately, United Pacific item #24039

**24009**



# WINDOW REGULATORS



1947-50 Chevrolet & GMC Truck

## WINDOW REGULATORS

- High strength steel stamping
- Includes counter balance spring
- Zinc plated finish for better corrosion resistance

116471 | L/H Driver

116472 | R/H Passenger




1951-55 Chevrolet & GMC Truck

## WINDOW REGULATORS

- High strength steel stamping
- Includes counter balance spring
- Zinc plated finish for better corrosion resistance

116511 | L/H Driver

116512 | R/H Passenger



1955-59 Chevrolet & GMC Truck

## WINDOW REGULATORS

- High strength steel stamping
- Includes counter balance spring
- Zinc plated finish for better corrosion resistance

116551 | L/H Driver

116552 | R/H Passenger



1960-63 Chevrolet & GMC Truck

## WINDOW REGULATORS

- High strength steel stamping
- Includes counter balance spring
- Zinc plated finish for better corrosion resistance

116601 | L/H Driver

116602 | R/H Passenger

# WINDOW REGULATORS



1964-66 Chevrolet & GMC Truck

## WINDOW REGULATORS

- High strength steel stamping
- Includes counter balance spring and quality nylon roller
- Black painted finish for corrosion resistance

**116641** | L/H Driver

**116642** | R/H Passenger



1967-71 Chevrolet & GMC Truck

## WINDOW REGULATORS

- High strength steel stamping
- Includes counter balance spring
- Zinc plated finish for better corrosion resistance

**116671** | L/H Driver

**116672** | R/H Passenger



1972 Chevrolet & GMC Truck

## WINDOW REGULATORS

- High strength steel stamping
- Includes counter balance spring
- Zinc plated finish for better corrosion resistance
- Also fits Suburban, Blazer, & Jimmy
- Direct replacement for OE #3993191 L/H, #3993192 R/H

**116673** | L/H Driver

**116674** | R/H Passenger



1973 Chevy & GMC Truck

## MANUAL WINDOW REGULATORS

- Excellent quality high strength steel stamping
- Original style counter balance spring design, OE spec spline shaft, and quality nylon rollers
- Features 1/4"-20 square nuts for easy installation to door shell
- Also fits 1973 Chevrolet Blazer, GMC Jimmy, & Suburban with manual crank windows

**111076** | L/H Driver

**111077** | R/H Passenger

# WINDOW REGULATORS



1974-76 Chevy & GMC Truck

## MANUAL WINDOW REGULATORS

- Excellent quality high strength steel stamping
- Original style counter balance spring design, OE spec spline shaft, and quality nylon rollers
- Features 1/4"-20 square nuts for easy installation to door shell
- Not for vehicles equipped with power windows
- Also fits 1974-1976 Chevrolet Blazer, GMC Jimmy, & Suburban with manual crank windows

**111078** | L/H Driver

**111079** | R/H Passenger



1973-91 Chevy & GMC Truck

## MANUAL WINDOW REGULATORS

- Excellent quality high strength steel stamping
- Original style counter balance spring design, OE spec spline shaft, and quality nylon rollers
- Features 1/4"-20 square nuts for easy installation to door shell
- Not for vehicles equipped with power windows
- Also fits 1977-1991 Chevrolet Blazer, GMC Jimmy, & Suburban with manual crank windows
- Will not fit 1988-1991 Chevrolet C/K and GMC Sierra trucks

**111080** | L/H Driver

**111081** | R/H Passenger



1988-2000 Chevrolet & GMC C/K Truck

## POWER WINDOW REGULATORS

- Original style power regulator with correct spring loaded guide roller
- For 1988-2002 GMT400 vehicles with power windows
- Also fits Chevy/GMC Suburban, Yukon, Tahoe, Blazer (GMT400 only), and Cadillac Escalade (1999-2000)
- Also fits Suburban, Blazer, & Jimmy
- Direct replacement to OEM number 22071948 (Driver) & 22071949 (Passenger)

**111054** | L/H Driver

**111055** | R/H Passenger



1988-2000 Chevrolet & GMC C/K Truck

## MANUAL WINDOW REGULATORS

- Original style manual crank regulator with correct spring loaded guide roller
- For 1988-2002 GMT400 vehicles with manual windows
- Also fits Chevy/GMC Suburban, Yukon, Tahoe, and Blazer (GMT400 only)
- Also fits Suburban, Blazer, & Jimmy
- Direct replacement for OEM number 22144289 (Driver) & 22144290 (Passenger)

**111050** | L/H Driver

**111051** | R/H Passenger

# DOOR/WINDOW BELTLINES

1967-72 Chevy & GMC Truck

## INNER DOOR WINDOW BELTLINE FELT

- High quality rubber and plastic reproduction of the original with steel core and black felt
- Feature OE type metal retaining clips
- Perfect for replacing the old wore out inner door window beltline weatherstrip

110937 | L/H Driver

110938 | R/H Passenger

1973-80 Chevy & GMC Truck

## INNER DOOR WINDOW BELTLINE FELT

- High quality rubber and plastic reproduction of the original with steel core and black felt
- Feature OE type metal retaining clips
- Perfect for replacing the old wore out inner door window beltline weatherstrip

110944 | L/H Driver

110945 | R/H Passenger

1973-80 Chevy & GMC Truck

## RUBBER DOOR GLASS RUN

- Made of high quality long lasting UV resistant synthetic rubber
- Original style profile and mounting clip for easy installation
- Pre-applied window glass felt on inner sidewalls

110941

1981-87 Chevy & GMC Truck

## INNER DOOR WINDOW BELTLINE FELT

- High quality rubber and plastic reproduction of the original with steel core and black felt
- Feature OE type metal retaining clips
- Perfect for replacing the old wore out inner door window beltline weatherstrip

110950 | L/H Driver

110951 | R/H Passenger

1967-72 Chevy & GMC Truck

## OUTER DOOR WINDOW BELTLINE FELT

- High quality rubber and plastic reproduction of the original with steel core and black felt
- Feature OE type metal retaining clips
- Perfect for replacing the old wore out inner door window beltline weatherstrip

110939 | L/H Driver

110940 | R/H Passenger

1973-80 Chevy & GMC Truck

## OUTER DOOR WINDOW BELTLINE FELT

- High quality rubber and plastic reproduction of the original with steel core and black felt
- Feature OE type metal retaining clips
- Perfect for replacing the old wore out outer door window beltline weatherstrip

110946 | L/H Driver

110947 | R/H Passenger

1973-80 Chevy & GMC Truck

## WINDOW POST LINER

- Made of high quality long lasting UV resistant synthetic rubber
- Original style profile and mounting clip for easy installation
- Pre-applied window glass felt on inner sidewalls

110942 | L/H Driver

110943 | R/H Passenger

1981-91 Chevy & GMC Truck

## RUBBER DOOR GLASS RUN W/ POST LINER

- Made of high quality long lasting UV resistant synthetic rubber
- Original style profile and mounting clip for easy installation
- Pre-applied window glass felt on inner sidewalls

110948 | L/H Driver

110949 | R/H Passenger

# DOOR SILL/LATCH RELAY

1978-89 Chevrolet & GMC Truck

## DOOR SILL PLATES (PAIR)

- Quality injection molded plastic for durability
- Replacement set for old worn out, broken, or missing door sill plates
- One piece design, reproduction of original trim for regular cab
- Direct replacement for OE #15594895.15594896
- Will not fit Scotsdale/SLX trim level trucks
- Will not fit GMT 400 trucks
- Sold in pairs

111182



1967-72 Chevy & GMC Truck

## CHROME DOOR SILL PLATE

- Fits driver or passenger
- Sold individually

C677201



1947-55 Chevy & GMC 1st Series Truck

## INSIDE DOOR LATCH RELAY

- Zinc plated steel
- Sold individually, please specify driver or passenger

C555902 | R/H Passenger

C555903 | L/H Driver



1947-55 Chevy & GMC 1st Series Truck

## INSIDE DOOR LATCH RELAY

- Zinc plated steel
- Sold individually, please specify driver or passenger

110162 | R/H Passenger

110163 | L/H Driver



1964-66 Chevy & GMC Truck

## INSIDE DOOR LATCH RELAY

- Zinc plated steel
- Sold in pairs

110166 | R/H Passenger

110167 | L/H Driver



1960-63 Chevy & GMC Truck

## INSIDE DOOR LATCH RELAY

- Zinc plated steel
- Sold in pairs

110164

110165



1967-71 Chevy & GMC Truck

## DOOR LATCH WITH REMOTE CONTROL RODS

- Zinc plated steel
- Sold individually, please specify driver or passenger

110246 | R/H Passenger

110247 | L/H Driver



# DOOR LATCHES/STRIKER PLATES



1947-51 Chevy & GMC Truck

## DOOR LATCH

- Zinc plated, precision stamping with original design mechanism
- Mounting hardware not included
- Sold individually

**110186 | R/H Passenger**

**110187 | L/H Driver**



1947-51 Chevy & GMC Truck

## DOOR LATCH STRIKER PLATE

- Zinc plated, excellent reproduction of the original
- Mounting hardware not included
- Sold in pairs

**110192**



1952-55 Chevy & GMC Truck

## DOOR LATCH

- Zinc plated, precision stamping with original design mechanism
- Mounting hardware not included
- Sold individually

**110188 | R/H Passenger**

**110189 | L/H Driver**



1960-63 Chevy & GMC Truck

## DOOR LATCH

- Zinc plated, precision stamping with original design mechanism
- Mounting hardware not included
- Sold individually

**110258 | R/H Passenger**

**110259 | L/H Driver**



1955-59 Chevy & GMC 2nd Series Truck

## DOOR LATCH

- Zinc plated, precision stamping with original design mechanism
- Mounting hardware not included
- Sold individually

**110190 | R/H Passenger**

**110191 | L/H Driver**



1952-59 Chevy & GMC Truck

## DOOR LATCH STRIKER PLATE

- Zinc plated, excellent reproduction of the original
- Mounting hardware not included
- Sold in pairs

**110193**

1964-66 Chevy & GMC Truck

## DOOR LATCH

- Zinc plated, excellent reproduction of the original
- Mounting hardware not included
- Sold in pairs

**110260 | R/H Passenger**

**110261 | L/H Driver**



# DOOR LATCHES/STRIKER PLATES



1967-72 Chevy & GMC

## DOOR LATCH STRIKER PLATE

- Zinc plated, excellent reproduction of the original
- Mounting hardware not included
- Sold in pairs

**110223**




1967-72 Chevy & GMC

## DOOR LATCH

- Zinc plated, precision stamping with original design mechanism
- Mounting hardware not included
- Sold individually

**110262 | R/H Passenger**

**110263 | L/H Driver**



1967-72 Chevy & GMC Truck

## LOWER DOOR HINGES

- High quality door hinge assembly with bronze bushing and high strength hinge pin
- Made to OE specifications for adjustability and door alignment
- Includes door stop and tension brake to hold door in open position
- Also fits 67-72 Suburban, 69-72 Chevy Blazer & GMC Jimmy

**110835 | L/H Driver**

**110836 | R/H Passenger**



1967-72 Chevy & GMC Truck

## UPPER DOOR HINGES

- High quality door hinge assembly with bronze bushing and high strength hinge pin
- Made to OE specifications for adjustability and door alignment
- Includes door stop and tension brake to hold door in open position
- Also fits 67-72 Suburban, 69-72 Chevy Blazer & GMC Jimmy

**110833 | L/H Driver**

**110834 | R/H Passenger**


1973-81 Chevrolet & GMC Truck

## DOOR LATCH

- Quality stamped metal reproduction of OE
- Also fits Chevrolet/GMC Suburban, Blazer/Jimmy
- Direct replacement for OEM #327069 (L/H) & 327070 (L/H)

**111064 | R/H Passenger**

**111065 | L/H Driver**



# DOOR LATCHES/STRIKER PLATES



1973-87 Chevrolet & GMC Truck

## UPPER DOOR HINGES

- Die stamped with heavy duty steel with original contour detail
- Precision punched mounting holes for easy installation
- Includes door stop and tension brake to hold door in open position
- Features original style hinge spring to help keep the door open

110854 | L/H Driver

110855 | R/H Passenger



1982-91 Chevrolet & GMC Truck

## DOOR LATCH

- Quality stamped metal reproduction of OE
- Also fits Chevrolet/GMC Suburban (1982-1991), Bazer/Jimmy(1982-1991)
- Will not fit on GMT400 vehicles
- Direct replacement for OEM number 14039763 (L/H) & 14039764 (R/H)

111062 | R/H Passenger

111063 | L/H Driver



1973-91 Chevy & GMC Truck

## 1/2"-13, 2" LONG DOOR STRIKER BOLT

- Direct replacement for OE striker bolt
- Includes 0.14" thick metal flat washer and 0.70" O.D. nylon sleeve
- 2" long bolt, 1/2"-13 thread

111069



1973-87 Chevrolet & GMC Truck

## LOWER DOOR HINGES

- Die stamped with heavy duty steel with original contour detail
- Precision punched mounting holes for easy installation

110856 | L/H Driver

110857 | R/H Passenger



1988-2000 Chevrolet & GMC Truck

## DOOR LATCH

- Quality stamped metal reproduction of OE
- Fits most GMT400 vehicles, will not fit GMT800 vehicles
- Also fits Chevrolet Astro(1992-1993) and GMC Safari (1988-1993)
- Direct replacement for OEM #16631627 (L/H) & 16631626 (R/H)
- Mounting hardware not included

111056 | R/H Passenger

111057 | L/H Driver



1941-51 Chevy & GMC Truck


## DOOR LOCK CYLINDER W/ KEYS

- Features OE style spring-loaded key hole cover and 2 keys with GM marking
- Official GM licensed restoration product

110887

gm restoration

# RUNNING BOARDS



1955-59 Chevy & GMC Truck

## SHORTBED BEDSIDE STEP

- Black painted steel running boards
- Sold individually, please specify L/H or R/H side

170551 | L/H Driver

170552 | R/H Passenger



1947-54 Chevy & GMC Shortbed Truck

## RUNNING BOARDS

- Black painted steel running boards
- Sold individually, please specify L/H or R/H side

170471 | L/H Driver

170472 | R/H Passenger



1955-59 Chevy & GMC Truck

## LONGBED BEDSIDE STEP

- Black painted steel running boards for trucks with 7 1/2 foot bed
- Sold individually, please specify L/H or R/H side

170553 | L/H Driver

170554 | R/H Passenger



1947-54 Chevy & GMC Shortbed Truck

## RUNNING BOARDS

- Chrome plated steel running boards
- Sold individually, please specify L/H or R/H side

170473 | L/H Driver

170474 | R/H Passenger





1960-66 Chevy & GMC Truck

## BEDSIDE STEP HANGERS

- Die stamped with heavy 14 gauge steel, black EDP coated
- Features all the original frame to step mounting patterns
- Sold individually, please specify L/H or R/H side

**110400 | R/H Passenger**

**110401 | L/H Driver**



1955-59 Chevy Truck

## CAB MOUNTING KIT

- Quality molded rubber cab mounts
- Includes all mounting bolts, lock nuts, spacers & large washers
- 22 piece kit
- Includes installation diagram

**110842 | Cab Mounting Kit**



1949-1954 Chevrolet And GMC Truck

## CAB MOUNTING KIT

- Complete cab mounting kit with fasteners
- Features heavy duty reinforced rubber square pad and mounting fasteners for front cab installation
- Quality molded rubber bushing for the rear cab mount shackles
- 18 piece kit, Includes installation diagram
- Note: Also work for 1947 to early 1949 models if floor pan's cup washer is in good condition

**110841 | Cab Mounting Kit**



1960-66 Chevy & GMC 1/2 Ton Truck

## CAB MOUNTING KIT

- Quality molded rubber cab mounts
- Includes all mounting bolts, lock nuts, spacers and large washers, 28 piece kit
- Includes installation diagram

**110860 | Cab Mounting Kit**

# HARDWARE



1967-72 Chevy & GMC 1/2 Ton Truck

## CAB & RADIATOR SUPPORT MOUNTING KIT

- Quality molded rubber mounts for cab and radiator support
- Includes all mounting bolts, lock nuts, spacers and large washers
- 44 piece kit
- Note: radiator support mounts are for 1969-72 Chevy & GMC truck

**110997**




1967-72 Chevy Truck

## CAB MOUNT KIT

- Quality molded rubber cab mounts
- 38 piece kit
- Includes all mounting bolts, lock nuts, spacers and larger washers

**C677204**



1967-72 Chevy & GMC Truck

## PICKUP BED TO FRAME BOLT SET

- Special carriage bolts that mount the pickup bed to the frame
- Includes flat washers, lock washers, and hex nuts
- Zinc plated as original, sold as a set

**110248**



1941-53 Chevy & GMC Stepside Truck

## TAILGATE HINGES

- Sold in pairs

**C415301 | Black**

**C415301C | Chrome**

# TAILGATE/AIR CLEANER ASSEMBLIES



1973-91 Chevy Blazer & 1973-91 GMC Jimmy

## 22" TAILGATE CABLE

- Measures 22" center to center between two eye bolts
- Heavy duty 5/32" thick eye bolts with 19/32" inside diameter opening
- Steel inner cable with quality black nylon outer sleeve

111071



1973-89 Chevy & GMC Suburban

## 19-5/16" TAILGATE CABLE

- Measures 19-5/16" center to center between two eye bolts
- Heavy duty 3/16" thick eye bolts with 9/16" inside diameter opening
- Steel inner cable with quality black nylon outer sleeve

111070 | 19-5/16" Tailgate Cable



1981-91 Chevy & GMC Fleetside Truck

## TAILGATE HANDLE

- Excellent steel reproduction with all of the original contour and detail
- Easy installation with OE spec welded square nuts
- Black painted handle with rolled edges just like original

111067



6-3/8"

## CHROME AIR CLEANER ASSEMBLY

- Low profile design, fits most 4-barrel carburetors
- Includes die-cast chrome plated 3-wing nut
- Spare filter element S1106-F

S1106



10"

## CHROME AIR CLEANER ASSEMBLY

- Low profile design, fits most 4-barrel carburetors
- Includes die-cast chrome plated 3-wing nut
- Spare filter element S1102-F
- PCV breather hose nipple kit included

S1107



14"

## CHROME AIR CLEANER ASSEMBLY

- Low profile design, fits most 4-barrel carburetors
- Air cleaner base has raised carb flange
- Total air cleaner height 4-1/4 from top of carb to top of wing nut
- Includes die-cast chrome plated 3-wing nut
- Spare filter element S1108-F
- PCV breather hose nipple kit included

S1108

# AIR CLEANER ASSEMBLIES



*4" Round Louvered with 3-Wing Screw*

## **AIR CLEANER FOR CARBURETORS 2-5/8" NECK**

- Classic louvered style cover
- 1/2" lower than regular air cleaner in height
- Paper filter element and stainless steel clamp included
- Finished with black EDP protective coating
- Replacement filter available separately, no. A6216-4

**111160**



*4" Round Louvered with 3-Wing Screw*

## **AIR CLEANER FOR CARBURETORS 2-5/8" NECK**

- Classic louvered style cover with 3-wing top screw
- Paper filter element and stainless steel clamp included
- Finished with black EDP protective coating
- Fits 2-5/8" carburetor such as early Stromberg #97
- Replacement filter available separately, no. A6216-4

**111162**



*4" Round Short Neck Louvered with 3-Wing Screw*

## **AIR CLEANER FOR CARBURETORS 2-5/8" NECK**

- Classic louvered style cover with 3-wing top screw
- 1/2" lower than regular air cleaner in height
- Paper filter element and stainless steel clamp included
- Finished with black EDP protective coating
- Fits 2-5/8" carburetor such as early Stromberg #97
- Replacement filter available separately, no. A6216-4

**111164**



*4" Round Louvered*

## **AIR CLEANER FOR CARBURETORS 2-5/8" NECK**

- Classic louvered style cover
- Paper filter element and stainless steel clamp included
- Finished with black EDP protective coating
- Fits 2-5/8" carburetor such as early Stromberg #97
- Replacement filter available separately, no. A6216-4

**111161**



*4" Round Louvered with 3-Wing Screw*

## **AIR CLEANER FOR CARBURETORS 2-5/16" NECK**

- Classic louvered style cover with 3-wing top screw
- Paper filter element and stainless steel clamp included
- Finished with black EDP protective coating
- Fits 2-5/16" carburetor such as early two barrel Rochester
- Replacement filter available separately, no. A6216-4

**111163**



*4" Round Short Neck Louvered with 3-Wing Screw*

## **AIR CLEANER FOR CARBURETORS 2-5/16" NECK**

- Classic louvered style cover with 3-wing top screw
- 1/2" lower than regular air cleaner in height
- Paper filter element and stainless steel clamp included
- Finished with black EDP protective coating
- Fits 2-5/16" carburetor such as early two barrel Rochester
- Replacement filter available separately, no. A6216-4

**111165**

# AIR CLEANER ASSEMBLIES



4" Round Short Neck Louvered

## AIR CLEANER FOR CARBURETORS 2-5/16" NECK

- Classic louvered style cover
- 1/2" lower than regular air cleaner in height
- Paper filter element and stainless steel clamp included
- Finished with black EDP protective coating
- Fits 2-5/16" carburetor such as early two barrel Rochester
- Replacement filter available separately, no. A6216-4

111166



4" Round Louvered

## AIR CLEANER FOR CARBURETORS 2-5/16" NECK

- Classic louvered style cover
- Paper filter element and stainless steel clamp included
- Finished with black EDP protective coating
- Fits 2-5/16" carburetor such as early two barrel Rochester
- Replacement filter available separately, no. A6216-4

111167



4" Round Louvered

## AIR CLEANER

- Finished with black EDP protective coating
- For 4" round air cleaners

111147



2-5/8" Louvered Mushroom

## CHROME AIR CLEANER COVER

- Beautiful high quality chrome plated finish with triple chrome plating process

A6216-10



2-5/8" Dual Barrel Mushroom Louvered

## CHROME AIR CLEANER COVER

- Beautiful high quality chrome plated finish with triple chrome plating process

A6216-10A



2-5/8" Dual Barrel Smooth - 3 Wing

## CHROME AIR CLEANER WITH 2-5/8" NECK

- Beautiful high quality chrome plated finish with triple chrome plating process
- Smooth style cover with 3-wing top screw
- Paper element and stainless steel clamp to hold on carburetor are included
- Fits 2-5/8" carburetor such as early Stromberg #97

A6280

# AIR CLEANER ASSEMBLIES



*4" Round Louvered - 3 Wing*

## **CHROME AIR CLEANER WITH 2-5/8" NECK**

- Beautiful chrome plated finish with triple chrome plating process
- Classic louvered style cover with 3-wing top screw
- Paper filter element and stainless steel clamp included
- Fits 2-5/8" carburetor such as early Stromberg #97
- Replacement filter available separately, no. A6216-4

**A6281**



*2-5/8" Dual Barrel Louvered Style*

## **CHROME SHORT NECK LOUVERED AIR CLEANER**

- 1/2" lower than regular air cleaner in height
- Beautiful chrome plated louvered design cover
- Paper element and stainless steel clamp included
- Fits 2-5/8" carburetor such as early Stromberg #97
- Replacement filter available separately, no. A6216-4

**A6215**



*2-5/8" Dual Barrel Smooth Style*

## **CHROME SHORT NECK SMOOTH AIR CLEANER**

- 1/2" lower than regular air cleaner in height
- Beautiful chrome plated smooth cover
- Paper element and stainless steel clamp included
- Fits 2-5/8" carburetor such as early Stromberg #97
- Replacement filter available separately, no. A6216-4

**A6215P**



*2-5/8" Dual Barrel Short Neck Smooth - 3 Wing*

## **CHROME AIR CLEANER**

- Beautiful high quality chrome plated finish with triple chrome plating process
- Smooth short neck style cover with 3-wing top screw
- Fits 2-5/8" carburetor such as early Stromberg #97

**A6290**



*2-5/8" Dual Barrel Louvered Style*

## **CHROME SHORT NECK LOUVERED AIR CLEANER**

- Beautiful high quality chrome plated finish with triple chrome plating process
- Louvered style design cover with 3-wing top screw
- Fits 2-5/8" carburetor such as early Stromberg #97

**A6291**



*2-5/8" Dual Barrel Mushroom Louvered Style*

## **CHROME SHORT NECK MUSHROOM AIR CLEANER**

- Beautiful high quality chrome plated finish with triple chrome plating process
- Louvered mushroom style design cover with 3-wing top screw
- Fits 2-5/8" carburetor such as early Stromberg #97

**A6295**

# AIR CLEANER ASSEMBLIES



*2-5/8" Dual Barrel Smooth Style*

## **4" ROUND CHROME SMOOTH AIR CLEANER**

- Beautiful high quality chrome plated finish with triple chrome plating process
- Clean and smooth style cover design
- For dual barrels with 2-5/8" carburetor neck such as # 97s, paper element and stainless steel clamp to hold on carburetors included

**A6216P**



*2-5/8" Dual Barrel Louvered Style*

## **4" ROUND CHROME LOUVERED AIR CLEANER**

- Beautiful high quality chrome plated finish with triple chrome plating process
- Classic louvered style cover
- Paper element and stainless steel clamp to hold on carburetors included
- For dual barrels with 2-5/8" carburetor neck such as # 97s, paper element and stainless steel clamp to hold on carburetors included

**A6216**



*2-5/8" Single Barrel Smooth Style*

## **CHROME SMOOTH AIR CLEANER**

- Beautiful high quality chrome plated finish with triple chrome plating process
- Smooth style cover with 3-wing top screw
- Paper element and stainless steel clamp to hold on carburetors included
- Fits 2-5/16" carburetor such as early two barrel Rochester

**A6282**



*2-5/8" Single Barrel Louvered Style*

## **AIR CLEANER W/ 3-WING SCREWS**

- 3-wing nut, paper filter element, and stainless steel clamp included
- Fits 2-5/16" carburetor such as early two barrel Rochester

**A6283**



*2-5/16" Single Barrel Mushroom Style*

## **LOUVERED AIR CLEANER W/ WING NUT**

- 3-wing nut, paper filter element, and stainless steel clamp included
- Fits 2-5/16" carburetor such as early two barrel Rochester

**A6289**



*2-5/16" Single Barrel Smooth Style*

## **CHROME SHORT NECK AIR CLEANER**

- Beautiful high quality chrome plated finish with triple chrome plating process
- Smooth short neck style cover with 3-wing top screw
- Fits 2-5/16" carburetor such as early two barrel Rochester

**A6292**

# AIR CLEANER ASSEMBLIES



*2-5/16" Single Barrel Mushroom Louvered Style*

## **CHROME SHORT NECK AIR CLEANER**

- Beautiful high quality chrome plated finish with triple chrome plating process
- Louvered style design cover with 3-wing top screw
- Fits 2-5/16" carburetor such as early two barrel Rochester

**A6293**



*2-5/16" Single Barrel Mushroom Louvered Style*

## **CHROME SHORT NECK AIR CLEANER**

- Beautiful high quality chrome plated finish with triple chrome plating process
- Louvered mushroom style design cover with 3-wing top screw
- Fits 2-5/16" carburetor such as early two barrel Rochester

**A6297**



*2-5/16" Single Barrel Louvered Style*

## **CHROME SHORT NECK AIR CLEANER**

- 1/2" lower than regular air cleaner in height
- Beautiful chrome plated louvered design cover
- Paper element and stainless steel clamp included
- Fits 2-5/16" carburetor such as early two barrel Rochester
- Replacement filter available separately, no. A6216-4

**C5034**



*2-5/16" Single Barrel Smooth Style*

## **CHROME SHORT NECK AIR CLEANER**

- 1/2" lower than regular air cleaner in height
- Beautiful chrome plated smooth cover
- Paper element and stainless steel clamp included
- Fits 2-5/16" carburetor such as early two barrel Rochester
- Replacement filter available separately, no. A6216-4

**C5034P**



*2-5/16" Single Barrel Louvered Style*

## **CHROME AIR CLEANER**

- Beautiful high quality chrome plated finish with triple chrome plating process
- Classic louvered style cover
- Paper element and stainless steel clamp to hold on carburetors included
- Fits 2-5/16" carburetor such as early two barrel Rochester

**C5035**



*2-5/16" Single Barrel Smooth Style*

## **CHROME AIR CLEANER**

- Beautiful high quality chrome plated finish with triple chrome plating process
- Clean and smooth style cover design
- Paper element and stainless steel clamp to hold on carburetors included
- Fits 2-5/16" carburetor such as early two barrel Rochester

**C5035P**

# AIR CLEANER ASSEMBLIES



6-3/8" Round Dome

## CHROME AIR CLEANER FOR 4-BARREL CARBS

- Low profile design, fits most 4-barrel carburetors
- Includes carb stud and chrome acorn nut
- Perfect for dual 4-barrel carb setups
- Spare filter element S1106-F
- PCV breather nipple pre-installed on base

S1103



11" Dome

## CHROME AIR CLEANER FOR 4-BARREL CARBS

- Low profile design, fits most 4-barrel carburetors
- Includes carb stud and chrome acorn nut
- Includes 5/8" breather tube
- Replacement filter available, item #S1102-F

S1102



Outside Diameter 3-13/16", Height 2-3/16"

## PAPER REPLACEMENT FILTER FOR AIR CLEANER

- Made of the best type of paper filter material
- Outside diameter is 3-13/16", height is 2-3/16"

A6216-4



6-3/8"

## CLASSIC CHROME AIR CLEANER

- Air filter element for classic 6-3/8" chrome air cleaner
- Outside diameter is 6-3/8", height is 2-3/8"

S1106-F



9-5/8"

## AIR FILTER ELEMENT

- Replacement filter element for S1102 & S1107
- Outside diameter is 9 5/8", height is 2"

S1102-F



14"

## AIR FILTER ELEMENT

- Replacement filter element for S1108
- Outside diameter is 13-3/4", height is 2-1/8"

S1108-F

# AIR CLEANER PARTS



Universal

## 3-WING BOLT FOR AIR CLEANER

- Threaded stud is about 2.6" long

A6216-11



Universal

## 2-5/16" AIR CLEANER BASE

- High quality die stamped steel base with spot welded inner mounting bracket

C5035-1



Universal

## 2-5/8" AIR CLEANER BASE

- Item No. A6216-2
- Quality steel base

A6216-2



Universal

## 2-5/8" CHROME ZINC AIR CLEANER BASE

- 2-5/8" air cleaner chrome zinc base

A6216-7



Universal

## STAINLESS STEEL AIR CLEANER CLAMP 2 BARREL

- Stainless steel clamp for 2 barrel air cleaner
- 2-5/8" diameter

A6216-3



2-5/16"

## WHITE ABS PLASTIC AIR CLEANER ADAPTER

- High quality ABS adapter for using with 2-5/8" diameter air cleaner

A6216-8



1938-71 GM Passenger Car and Truck

## GM LOCKING GAS CAP

- Fits most early GM gas necks with 1.53" opening
- Integrated lock, two keys included
- For use only on vehicles originally equipped with vented gas cap
- Official GM licensed restoration product

110318

**gm** restoration



1941-71 Chevy and Ford

## TITAN LOCKING GAS CAPS

- Top quality rugged all metal military style fuel cap design
- Fits 1947-71 Chevy & GMC trucks, 1949-70 Ford cars, 1957-70 Ford trucks & Bronco
- Great for off-road enthusiasts who value extreme-armor designs and fitments
- Vented gas cap for vented fuel systems only
- High quality chrome plated finish

110874 | Chrome

110875 | Black



1938-71 GM Passenger Car and Truck

## VENTED LOCKING GAS CAP

- High quality chrome plated gas cap
- Fits most early GM gas necks with 1.53" opening
- Integrated lock, two keys included
- For use only on vehicles originally equipped with vented gas cap

110319



1947-71 Chevy & GMC Truck

## CHROME LOCKING GAS CAP

- High quality chrome plated, vented gas cap
- Also fits 1958-63 Chevy car
- Integrated lock, two keys included

S1301

# FUEL TANKS

1955-59 Chevy & GMC 2nd Series Truck

## **18 GALLON TIN SHEET FUEL TANK**

- Die stamped with Ni-Terne treated steel sheet metal
- Has all the original contour detail and mounting holes
- Machine welded for an even and complete seal

**110688**



1973-81 Chevy & GMC C/K Series Truck

## **16 GALLON STEEL ZINC PLATED FUEL TANK**

- Die stamped with Ni-Terne treated steel sheet metal
- Has all the original contour detail and mounting holes
- Machine welded for an even and complete seal

**110683**



1982-86 Chevy & GMC Shortbed Truck

## **16 GALLON STEEL ZINC PLATED FUEL TANK**

- Die stamped with Ni-Terne treated steel sheet metal
- Has all the original contour detail and mounting holes
- Machine welded for an even and complete seal
- Sending unit available separately, item number: 110675, 110671, and 110673

**110684**



# FUEL SENDING UNITS



1960-66 Chevy & GMC Truck

## FUEL SENDING UNIT

- Made with corrosion resistant stainless steel sheet metal
- Brass float just like the original
- Includes rubber seal and strainer
- 5/16" diameter fuel line inlet

**111043**



1967-71 Chevy & GMC Truck With V8

## FUEL SENDING UNIT

- Made with corrosion resistant stainless steel sheet
- Brass float just like the original
- Includes rubber seal, stainless steel lock ring, and strainer
- 3/8" diameter fuel line inlet

**111044**



1967-71 Chevrolet & GMC Truck With 6 Cylinders

## FUEL SENDING UNIT

- Made with corrosion resistant stainless steel sheet metal
- Brass float just like the original
- Includes rubber seal, stainless steel lock ring, and strainer
- 5/16" diameter fuel line with 7/16"-20 brass threaded outlet

**111141**



1973-75 Chevy & GMC Truck

## FUEL SENDING UNIT - R/H

- Made with corrosion resistant stainless steel sheet metal
- Features single outlet only design
- Brass float just like the original
- Includes rubber seal, stainless steel lock ring, and strainer

**110676**



1972 Chevy & GMC Truck

## FUEL SENDING UNIT

- Made with corrosion resistant stainless steel sheet metal
- Brass float just like the original
- Includes rubber seal, stainless steel lock ring, and strainer
- 3/8" diameter fuel line inlet

**111045**

# FUEL SENDING UNITS



1967-72 Chevy & GMC Truck

## FUEL SENDING UNIT

- Made with corrosion resistant stainless steel sheet metal
- Brass float just like the original
- Includes rubber seal, stainless steel lock ring, and strainer
- 3/8" diameter fuel line inlet
- Also fits Suburban, Blazer, and Jimmy
- Direct replacement for GM #6428271, 6428162

**111125**



1972 Chevy & GMC Truck - Auto Trans

## FUEL SENDING UNIT

- Made with corrosion resistant stainless steel sheet metal
- Brass float just like the original
- Includes rubber seal, stainless steel lock ring, and strainer
- 3/8" diameter fuel line inlet and 1/4" diameter return line

**111139**



1973-75 Chevy & GMC Truck

## FUEL SENDING UNIT TANK - R/H

- Made with corrosion resistant stainless steel sheet metal
- Features a single outlet only design with brass float just like the original
- Rubber seal, stainless steel lock ring, and strainer included

**110676**



1973-79 Chevy & GMC Truck

## FUEL SENDING UNIT TANK - L/H

- Made with corrosion resistant stainless steel sheet metal
- Features a 2 outlet design with brass float just like the original
- Rubber seal, stainless steel lock ring, and strainer included

**110674**

# FUEL SENDING UNITS



1973-79 Chevy & GMC 6 Cylinder Truck

## FUEL SENDING UNIT TANK - R/H

- Made with corrosion resistant stainless steel sheet metal
- Features a single outlet only design with brass float just like the original
- Rubber seal, stainless steel lock ring, and strainer included

110672



1980-84 Chevy & GMC Truck

## FUEL SENDING UNIT TANK - L/H

- Made with corrosion resistant stainless steel sheet metal
- Features a 2 outlet design with brass float just like the original
- Rubber seal, stainless steel lock ring, and strainer included

110673



1980-89 Chevy & GMC Truck

## FUEL SENDING UNIT TANK - R/H

- Made with corrosion resistant stainless steel sheet metal
- Features a 3 outlet design with brass float just like the original
- Rubber seal, stainless steel lock ring, and strainer included

110671



1973-79 Chevy & GMC Truck

## FUEL SENDING UNIT TANK - R/H

- Made with corrosion resistant stainless steel sheet metal
- Features a 2 outlet design with brass float just like the original
- Rubber seal, stainless steel lock ring, and strainer included

110670



1980-89 Chevy & GMC Truck

## FUEL SENDING UNIT TANK - L/H

- Made with corrosion resistant stainless steel sheet metal
- Features a 3 outlet design with brass float just like the original
- Rubber seal, stainless steel lock ring, and strainer included

110675

## EMBLEM



1947-53 Chevy Truck

### STAINLESS STEEL HOOD EMBLEM

- Highly polished stainless steel
- Die stamped with original style bow-tie and lettering
- Official GM licensed restoration product
- Measure approximately 18-5/16" wide, 3-5/16" tall
- Threaded square nuts pre-installed, mounting rods, flat washers, and nylon-inserted lock nuts included

110889

gm restoration



# CHEVROLET

1967-68 Chevy & GMC Truck

### CHROME HOOD LETTER EMBLEM SET


- Beautiful chrome plated die-cast
- Identical mounting stud location as original for easy replacement
- Speed nuts included
- OEM GM # 3892085, GM restoration licensed product

110057

gm restoration



## EMBLEM/MOLDINGS



1973-80 Chevy Truck

### **CAB REAR CORNER MOLDING KIT**

- Beautiful anodized brushed aluminum with Chevrolet bowtie
- Mounting hardware included
- Official GM licensed restoration product
- Sold individually, please specify left-hand or right-hand side

**111008 | L/H Driver**

**111009 | R/H Passenger**

**gm restoration**



1981-87 Chevy Truck

### **"SILVERADO" DASH EMBLEM**

- Quality plastic injection molded with chrome lettering
- Original style design with mounting studs in OE spec spacing
- Speed nuts included for easy installation
- Official GM licensed restoration product

**110916**

**gm restoration**

# HUB CAPS



For 1941-48 Chevy Car & Truck

## "CHEVROLET" SCRIPT HUBCAP

- For aftermarket wheels only, that use 1940-56 Ford style hubcaps
- Highly polished stainless steel, painted blue and red details
- Official GM licensed restoration product

C4148F

gm restoration



For 1947-53 Chevy 1/2 Ton Truck

## "CHEVROLET" SCRIPT HUBCAP

- Highly polished stainless steel, ready for shows right out of the box
- Red Chevrolet script across the center
- Official GM licensed restoration product

C475303

gm restoration



For Chevy Wheel With 8-1/8" Wheel Center

## "CHEVROLET" SCRIPT HUBCAP

- For Chevy cars and trucks with original Ford wheels, and aftermarket reproduction Ford wheel with 8-1/8" wheel centers
- Highly polished stainless steel with red lettering
- Official GM licensed restoration product

C4753F

gm restoration

# HUB CAPS



Shortened Height Style

## **RALLYE DERBY HUBCAP (4/SET)**

- Chrome plated plastic hub caps for rally wheels
- Show quality right out of the box

**C687005 | Rallye Hubcap (4/Set)**



For 1968-70 Chevy Camaro

## **RALLYE HUBCAP (4/SET)**

- Chrome plated plastic hub caps for rally wheels
- Show quality right out of the box

**C687001 | Rallye Hubcap (4/Set)**



1968-70 Chevy Truck & Car

## **SS BULLET CENTER STYLE RALLY HUB CAP**

- Set of 4 highly polished stainless steel
- Fits original rally wheels and aftermarket rally wheels

**C687003**



Universal

## **SMOOTH STAINLESS STEEL BEAUTY RIM**

- Highly polished stainless steel, smooth plain style
- Round notch for valve stem clearance, sold individually

**A6224-3 | 14" Beauty Rim**

**A6224-1 | 15" Beauty Rim**

**A6224-2 | 16" Beauty Rim**



Universal

## **RIBBED STAINLESS STEEL BEAUTY RIM**


- Highly polished stainless steel, smooth plain style
- Round notch for valve stem clearance, sold individually

**A6224-4 | 14" Beauty Rim**

**A6224-5 | 15" Beauty Rim**

**A6224-6 | 16" Beauty Rim**

# HUB CAPS




Universal

## CHROME 5 ON 5-1/2" VINTAGE SPIDER WHEEL HUB COVER SET

- Beautiful high quality chrome plated finish with triple chrome plating process
- 5 on 5-1/2" bolt pattern
- Best on the market, made of die-cast metal, not plastic
- Comes complete with mounting hardware
- These fit on most wheels to give your vehicles the cool look
- Four pieces included per set

**C8062**




Universal

## CHROME 5 ON 5" VINTAGE SPIDER WHEEL HUB COVER SET

- Beautiful high quality chrome plated finish with triple chrome plating process
- 5 on 5" bolt pattern
- Best on the market, made of die-cast metal, not plastic
- Comes complete with mounting hardware
- These fit on most wheels to give your vehicles the cool look
- Set of four

**C8061**




Universal

## CHROME 5 ON 4-1/2" VINTAGE SPIDER WHEEL HUB COVER SET

- Beautiful high quality chrome plated finish with triple chrome plating process
- 5 on 4-1/2" bolt pattern
- Best on the market, made of die-cast metal, not plastic
- Comes complete with mounting hardware
- These fit on most wheels to give your vehicles the cool look
- Set of four

**C8057**



Universal

## CHROME 5 ON 4-3/4" VINTAGE SPIDER WHEEL HUB COVER SET

- Beautiful high quality chrome plated finish with triple chrome plating process
- 5 on 4-3/4" bolt pattern
- Best on the market, made of die-cast metal, not plastic
- Comes complete with mounting hardware
- These fit on most wheels to give your vehicles the cool look
- Set of four

**C8056**

# NUT COVERS



For 1999-2018 Chevy & GMC 2500 & 3500

## CHROME SPIKE HUBCAP NUT COVER

- Quality molded plastic with beautiful long lasting chrome plating
- Sized to fit the twist-on simulated lug nut (GM #9597158) on OE steel wheel hubcap
- Also can be use on any 22mm hex bolt or nut
- Convenience pack, includes 32 nut covers for 8-lug pattern wheels

**10351CB | Push-on (Color Box of 32)**



For 1999-2018 Chevy & GMC Full Size Truck

## CHROME SPIKE HUBCAP NUT COVER-PUSH ON

- Sized to fit the twist-on simulated lug nut on OE steel wheel hubcap
- Quality molded plastic with beautiful long lasting chrome plating
- Fits GM lug nut #9597158, M27-2.0, Hex 22mm
- Fits various 1999-2018 Chevy/GMC trucks

**10351B | Bulk**

For 2003-15 Chevy & GMC Full Size Truck

## MATTE BLACK SPIKE HUBCAP NUT COVER - PUSH ON

- Sized to fit the twist-on simulated lug nut on OE steel wheel hubcap
- Quality molded plastic with beautiful long lasting black finish
- Hubcap not included

**10349B | Bulk**



For 1999-2018 Chevy & GMC 2500/3500

## CHROME CYLINDER HUBCAP NUT COVER

- Quality molded plastic with beautiful long lasting chrome plating
- Sized to fit the twist-on simulated lug nut (GM #9597158) on OE steel wheel hubcap
- Also can be use on any 22mm hex bolt or nut
- Convenience pack, includes 32 nut covers for 8-lug pattern wheels

**10749CB | Push-on (Color Box of 32)**



For 1999-2018 Chevy & GMC Full Size Truck

## CHROME CYLINDER HUBCAP NUT COVER

- Quality molded plastic with beautiful long lasting chrome plating
- Sized to fit the twist-on simulated lug nut on OE steel wheel hubcap
- Fits GM lug nut #9597158, M27-2.0, Hex 22mm
- Fits various 1999-2018 Chevy/GMC trucks

**10749B | Push-on (Bulk)**

# CURB FEELERS/EXHAUST DEFLECTORS




Universal

## CHROME CURB FEELERS (2-PACK)

- 4 pieces of 11-3/4" flex wire with clamps
- For all vehicles
- Used to prevent curb damage to body and wheels

**70203 | 2-Pack**



Universal

## CHROME VINTAGE CURB FEELERS (2-PACK)

- Prevents wheel and fender damage
- 11-3/4" in length with adjustable angle
- Original 1930's, 1940's, 1950's style
- Installation hardware included

**70200 | 2-Pack**



Chevy & GMC Truck

## CHEVROLET SCRIPT BOWTIE EXHAUST DEFLECTOR

- 304 high grade stainless steel, rust free
- Stamped Chevy ribbon bowtie with "Chevrolet" script
- Official GM licensed restoration product

**C2002 | With "Chevrolet" Script Bowtie**

**gm restoration**



Chevy & GMC Truck

## CHEVROLET BOWTIE EXHAUST DEFLECTOR

- 304 high grade stainless steel, rust free
- Stamped Chevy bowtie logo
- Official GM licensed restoration product

**C2003 | With "Chevrolet" Bowtie**

**gm restoration**

# LICENSE PLATE FRAMES



Universal

## **CHROME LICENSE PLATE FRAME WITH LED LIGHT**

- New and improved with SMD LEDs for more lumen output, better heat dissipation, longer life
- Beautiful chrome die cast art-deco design light housing & frame
- Fits standard U.S. & Canadian 6" X 12" license plates
- With 5 main LEDs and 11 license plate LEDs

**50148 | Third Brake Light - Red LED / Red Lens**

**50187 | Back-Up Light - White LED / Clear Lens**

**50149 | Auxiliary Light - Amber LED / Amber Lens**



Universal

## **SLIM LICENSE PLATE FRAME - BLACK**

- Beautiful high quality satin black finish for durability and shine
- Quality metal frame in slim profile design
- Fits standard U.S. & Canadian 6" X 12" license plates

**50004 | Black**



Universal

## **SLIM LICENSE PLATE FRAME - CHROME**

- Beautiful high quality chrome plated finish with triple chrome plating process
- Quality metal frame in slim profile design
- Fits standard U.S. & Canadian 6" X 12" license plates

**50003 | Chrome**

# HORNS



Universal

## CHROME 4 TRUMPET MINI TRAIN HORN

- Zinc Alloy with Beautiful Chrome Plating
- Extra Loud Horn in Compact Size with Sound Output: 130db (+/-)10db
- 12V Heavy Duty Electric Solenoid Air Valve
- Mounting Hardware and Wiring Diagram included

46123



Universal

## HIGH POWER DIXIE AIR HORN

- Plays Dixie tune as used on the famous Dodge Charger TV & movie cars
- Excellent performance in a small form factor
- Design for general on-board air application such as air/train horns and off-road use
- Design for general on-board air application such as air/train horns and off-road use
- Maintenance free heavy duty 12V air compressor with 5 durable ABS plastic chrome plated trumpet horns
- Mounting brackets with vibration dampening brushing
- Kit includes high pressure steel braided air hose, and mounting hardware
- Sound output: 114 +/-3dB

46153



Universal

## CHROME AH-OO-GAH HORN

- Ah-ooo-gah horn with chrome body, vintage car horn
- 490 Hz frequency
- 12V DC
- Sound output: 110 dB
- Chrome plated, sounds like Spartan horn

46138



Universal

## VINTAGE WOLF WHISTLE

- Die-cast metal with all metal hardware
- Classic original style vacuum wolf whistle sound
- Solid brass sound rotor works reliably
- Quality vacuum hose, mounting hardware, and instructions included

46128

Universal

## RED ELECTRIC BULL HORN

- Electric bull horn, simulates the sound of an angry bull
- Red powder coated steel housing
- 12 volt application, universal application

**46103**



Universal

## BLACK 3 TRUMPETS TRAIN HORN

- Super loud sound output: 145 dB +/- 10 dB
- 12V heavy duty electric solenoid included. 150 psi max
- Mounting pad & bolts included
- Approximate size: 15-3/4" X 12-1/2" X 11-1/2"

**46127 | Black 3 Trumpet**



Universal

## CHROME 3 TRUMPETS TRAIN HORN

- Zinc alloy with chrome plating
- Super loud sound output: 145 dB +/- 10 dB
- 12V heavy duty electric solenoid included. 150 psi max
- Mounting pad & bolts included
- Approximate size: 15-3/4" X 12-1/2" X 11-1/2"

**46129 | Chrome 3 Trumpet**



Universal

## CHROME 4 TRUMPETS TRAIN HORN

- Zinc alloy with chrome plating
- Super loud with 155 dB +/- 10 dB sound
- Maximum air pressure: 120 psi
- Heavy duty mounting bracket with mounting pad and hardware
- Approximate size: 15-3/8" L x 12" W x 12-1/2" H

**46130 | Chrome 4 Trumpet**



Universal

## TRAIN WHISTLE

- Simulates the sound of a vintage train whistle
- Beautiful chrome plated finish with triple chrome plating process
- Includes mounting hardware and 1/2" compression fitting
- Powered by compressed air or live steam
- Operating range from 30 psi to 120 psi
- Sound output: 120 dB +/- 10 dB

**46107 | Chrome**

# AIR COMPRESSOR



## Competition Series

### HEAVY DUTY 12V 150 PSI AIR COMPRESSOR KIT

- High volume reciprocating 2.0 CFM compressor with 1.5 gallon tank permits extended air horn operation
- Powerful motor fills the aux tank from empty to full in just 2 minutes
- Pre-installed top mount pressure gauge and auto on/off sensor to ensure the tank is always full and ready
- Drain valve with T-handle located directly under the tank for easy maintenance
- Coiled nylon air hose with check valve included with fittings
- 150 psi for air horns, general on-board air applications & off-road use
- Compressor & tank can be stacked together, or mounted separately to accommodate different mounting locations
- For safety, air tank pre-assembled with 150 psi electric safety switch and 180 psi pressure relief valve
- Recommended 25% duty cycle to avoid damage to compressor, also requires to connect to battery with an inline 25 amp fuse
- Compressor size: L 9.45" x W 4" x H 6.45"
- Tank size: L 16" x W 5-1/2" x H 7-1/4"

46154



## Universal

### TURBO COMPRESSOR AND TANK KIT

- Heavy duty compressor and tank system for high pressure air/train horns
- High volume turbo compressor with 5.5 liter extended tank
- On-board air system for all 12 volt vehicles

46140



## Competition Series

### HEAVY DUTY AIR COMPRESSOR & TANK KIT

- High volume compressor with 2.5 gallon tank that permits for extended horn operation
- On-board air system for all 12 volt vehicles
- For high pressure air/train horns
- Auto on/off switch at 150psi
- Compressor can operate at 33% duty cycle
- Sold in set, includes air compressor, tank, accessory airlines, wiring components, and various hardware
- Quick release air fitting allows for use of air tools
- Includes extra components for filter relocation

46141



## Universal

### 30' HOSE W/ AIR CHUCK & AIR BLOW GUN KIT

- Heavy duty 30 feet long 5/16" OD, 1/4" ID coiled nylon hose
- Pre-fitted with 1/4" NPT brass male connectors and steel spring guard
- Includes air chuck and chrome plated air blow gun with additional tip accessories
- Quality black nylon bag included

89997

# WIRING DISPLAYS/JACKS



United Pacific

## PROFESSIONAL WIRING PRODUCTS & RETAIL RACK

- 8 sided Retail Spinner Rack
- Features 440+ wiring accessories
- Wiring products include wires, terminals, tubing, fuses, and more
- Items pre-merchandised
- Easy set-up
- Peg hooks included
- Marketing signage
- Fits in 36" x 36" floor space

99313




Universal

## DELUXE HEAVY DUTY VEHICLE POSITIONING JACK

- Ideal for moving vehicles in garages, workshops and areas with limited space
- Hydraulic ram and pump provides easy lifting action
- Accommodates most automotive tires up to 12 wide
- Steel frame construction with steel tire rollers, 1500 lb. Capacity
- High quality polyurethane casters for floor protection from damage (2 with toe locks)
- 6000 lb. Total vehicle capacity with 4 jacks
- Optional storage cart available: item no. 98998
- Perfect for cars, pickup trucks, and light vans
- Sold 1 per box, two jacks are needed per axle

98999 | Vehicle Positioning Jack



For Vehicle Positioning Dolly / Jacks

## STORAGE CART

- Secure and store up to 4 vehicle positioning jacks
- Four hard rubber 360 degree swivel ball bearing wheels for easy maneuvering
- Powder coated blue to match our deluxe heavy duty jacks
- Positioning jack available separately: item no. 98999

98998 | Storage Cart

# WORK LIGHT/ACCESSORY LIGHTS



Universal

## MAGNETIC RECHARGEABLE LED WORK LIGHT

- High power portable LED flood light with polycarbonate lens
- The ultra-strong magnetic base holds the light to most metallic surfaces
- USB port for recharging cell phones
- Rechargeable lithium battery provides 4 hours of run time
- 3 brightness options: 30/70/100%
- 3 flashing options: fast / slow / S.O.S.
- Solid state design resists shock and vibration

36624



Universal

## 12V VINTAGE ANTI-GLARE INTERIOR LIGHT

- Chrome lamp housing with adjustable chrome mounting bracket
- When illuminated, the reddish-purple lens helps protect night vision
- Reduces glare from oncoming traffic
- 12 volt bulb installed (for 6 volt systems, just replace with 6 volt bulb)
- Attractive vintage style packaging
- Includes mounting screws
- Spare bulb available separately, 6V #A1068

30658



## VINTAGE LED FLASHLIGHT W/ HOLDER

- Features bright white LED, glass lens, morse code button, adjustable beam, and hanging loop
- Holder has classic hammertone finish with roller-action grip
- Holder fits 1-7/8" diameter steering columns
- Uses 2 "D" cell batteries (not included)

110918



## CHROME VINTAGE STYLE LED FLASHLIGHT

- Features bright 50 lumens white LED, glass lens, morse code button, adjustable beam, and hanging loop
- Cool vintage look, all-metal construction, satin chrome finish
- Use with roller-action classic car flashlight holder, item # C5012G (sold separately)
- Requires 2 "D" cells batteries. (not included)

110917

## ACCESSORY LIGHTS





4-Piece Kit

### **BLUETOOTH MULTI-COLOR LED ROCK LIGHT**

- Bluetooth app control with thousands of colors, dimming, strobe & beat to music on your iOS or android device
- Plays millions of colors of light synchronize to the beat of the music from smart phone
- Control & dim lights with RGB remote app. Supports most smartphones
- Bright 500 lumens CREE LED in a waterproof and aluminum housing, with 11ft long insulated lead wires
- Mounting pads & spacers, screws and instructions included
- 12-24V DC multiple voltage
- Solids & Liquid Protection Rating: IP67 water resistant

**36604**



Universal

### **48 LED RGB MULTI-COLOR INTERIOR LT. BAR**

- 48 bright color changing LEDs with 480 lumen output
- App control with thousands of colors, dimming, strobe & beat to music on your device
- Millions of colors of light synchronize to the beat of the music from smart phone
- Pre-applied double sided tape on back for easy installation
- 12V DC socket dual USB charger, power cable, and remote control included
- Not intended for exterior application, for interior use only
- For show use only, do not use on-road

**36105**

# COOLERS



DA COOLBOX 23 QT

## THERMOELECTRIC COOLER/WARMER

- Cools without ice, making more space for food and drinks. Great for travel to keep your contents fresh and dry
- Shoulder strap included for easy transportation
- USB charging port for mobile devices
- Selector switch for cool/heat
- 22 liter storage volume
- Dual power supply: 12V DC, 110VAC
- Draws about 4.8 amps
- Solid, strong exterior for added durability
- Vehicle power adapter and AC cord included

99122



DA COOLBOX 10 QT

## THERMOELECTRIC COOLER/WARMER

- Cools without ice, making more space for food and drinks
- Great for travel, keep your contents fresh and dry
- Shoulder strap included for easy transportation
- USB charging port for mobile devices
- 9.5 liter storage volume
- Selector switch for cool/heat
- Dual power supply: 12V DC, 110VAC
- Draws about 4.0A
- Solid, strong exterior for added durability
- Vehicle power adapter and AC cord included

99121

United Pacific

## METAL COOLER BOX

- Retro style 1940's-1950's metal picnic cooler
- Beautiful blue painted steel exterior with chrome plated carrying handle and corner protectors
- Aluminum lined interior keeps contents cool and fresh
- Convenient built-in bottle opener on side
- Great counter display for retail stores, man cave, RV, etc.

99118



# BLUETOOTH HEADSETS

*Blue Tiger Elevate Ultra 2.0*

## BLUETOOTH HEADSET - BLACK

- New Bluetooth 5.2 allows longer range and faster transfer speed for quicker connection between two devices
- New optional cool gel ear cushion included for long term comfort
- New USB C allows for quicker charging, full charge in 1.5 hours
- Advanced noise-canceling for crystal-clear sound and word clarity
- Made for hard working truckers, offering battery life for longest talk time, best comfort, and premium sound
- Seamlessly connect your preferred virtual assistant to your mobile devices
- 60 hours battery life (talk time), 1200 hours of standby time, 96% noise cancellation
- Supports English, French, and Spanish languages
- In the box: Elevate Headset, USB C charging cable, D/C vehicle adapter, perforated cooling gel ear cushion, bonus protein leather ear cushion, bonus mic cover, bonus headset travel bag, & quick start guide

**95003**



*Stellar Pluto +*

## DUO BUNDLE BLUETOOTH HEADSET

- Bluetooth app control with thousands of colors, dimming, strobe & beat to music on your iOS or android device
- Plays millions of colors of light synchronize to the beat of the music from smart phone
- Control & dim lights with RGB remote app. Supports most smartphones
- Bright 500 lumens CREE LED in a waterproof and aluminum housing, with 11ft long insulated lead wires
- Mounting pads & spacers, screws and instructions included
- 12-24V DC multiple voltage
- Solids & Liquid Protection Rating: IP67 water resistant

**95002**



*Blue Tiger The Storm*

## BLUETOOTH HEADSET - BLACK

- Bluetooth app control with thousands of colors, dimming, strobe & beat to music on your iOS or android device
- Plays millions of colors of light synchronize to the beat of the music from smart phone
- Control & dim lights with RGB remote app. Supports most smartphones
- Bright 500 lumens CREE LED in a waterproof and aluminum housing, with 11ft long insulated lead wires
- Mounting pads & spacers, screws and instructions included
- 12-24V DC multiple voltage
- Solids & Liquid Protection Rating: IP67 water resistant

**95005**

# APPAREL/MERCH



## C10 TRUCK TEE

- Orange C10 truck graphic and co-branded edition of C10 Nation, Johnny's Garage and Metalox
- 100% preshrunk high-quality cotton
- TAGLESS for ultimate comfort
- Printed in the USA

**99179M** | Medium

**99179L** | Large

**99179XL** | X-Large



## SEMA 2021 UP K5 BLAZER T-SHIRT

- Smoke gray tee featuring K5 Blazer illustration on the back
- 100% cotton
- Printed in the USA

**99305M** | Medium

**99305L** | Large

**99305XL** | X-Large

**99305XXL** | XX-Large



## UNITED PACIFIC LONG BEACH T-SHIRT

- Great looking fatigue green color
- 100% preshrunk high-quality cotton
- TAGLESS for ultimate comfort
- Printed in the USA

**99180M** | Medium

**99180L** | Large

**99180XL** | X-Large

**99180XXL** | XX-Large



## UPCARPARTS STORE T-SHIRT

- Black t-shirt with United Pacific Store web address
- 100% cotton
- Lightweight and relaxed fit
- Tagless for ultimate comfort

**99309M** | Medium

**99309L** | Large

**99309XL** | X-Large

**99309XXL** | XX-Large

**99309XXXL** | XXX-Large



United Pacific

## FLAT BILL CAP

- Quality black & grey flat bill hat
- Embroidered with the classic UPI logo
- Adjustable size strap on back

**99099 | United Pacific Flat Bill Cap**



17" Aluminum Tire Checker Bat

## AMERICAN FLAG GRAPHIC

- Aluminum tire checker with red, white, and blue American flag themed stars and stripes graphic
- 17" long with comfortable anti-slip grip

**99300**



17" Aluminum Tire Checker Bat

## P-40 WAR/HAWK SHARK MOUTH GRAPHIC

- Aluminum tire checker in military green with WWII P40 style shark mouth decal
- 17" long with comfortable anti-slip grip

**99136**



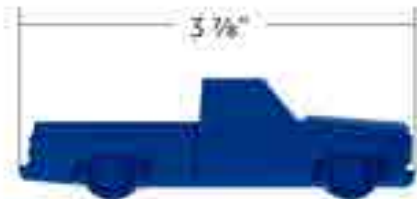
17" Aluminum Tire Checker Bat

## UNITED PACIFIC GRAPHIC

- Features our signature blue color finish with UP logo in white
- 17" long with comfortable anti-slip grip

**99060**

# APPAREL/MERCH



1973-87 Chevy Truck Style

## SOLID DIE-CAST PAPER WEIGHT

- Solid zinc die-cast, model after United Pacific '74 C10
- Weights roughly 3/4 lb, perfect for desk decor or paper weight

99222 | Matte Black

99259 | Indigo Blue

99259 | Candy Red

99259 | Pearl White

United Pacific

## C10 TRUCK BLOCK MODEL

- Replica of the gray United Pacific Chevy C10 truck
- Total 161 pieces, swing open doors, and wood color bed floor
- Measures about 2-1/4" wide X 5-5/8" long X 2-1/8" tall
- Assembly manual available via QR code on inside of the box, and our website's Download Documents link

99304





## Interior Accessories

### **3"X3" CLASSIC FUZZY DICE (PAIR)**

- Soft and fuzzy old school favorite interior accessory
- Hang them from your rear view mirror

C5038P | Pink

C5038P | Blue

C5038P | Black

C5038P | Red

C5038P | White

## Interior Accessories

### **3" ROUND FUZZY 8-BALL (PAIR)**

- Soft and fuzzy 3" diameter classic lucky 8-balls
- Hang them from your rear view mirror

70204



# FLAGS/FLAG HOLDERS



*Stainless Steel*

## **FLAG HOLDER WITH 3 U.S.A. FLAGS**

- Stainless steel flag holder flags
- Show your patriotism, times 3

**110863**



*Stainless Steel*

## **FLAG HOLDER WITH 5 U.S.A. FLAGS**

- Stainless steel flag holder flags
- Show your patriotism, times 5

**110864 | SS Flag Holder W/ 5 U.S.A. Flags**



*Universal*

## **STAINLESS STEEL 3-POST FLAG HOLDER**

- Highly polished stainless steel
- Fits United Pacific U.S.A. flag item No. C9003

**110861**



*Universal*

## **U.S.A. FLAG WITH WOODEN POST**

- Top cap included
- Show your patriotism

**C9003**

# GRAB HANDLES



Universal

## CHROME GRAB HANDLE ONLY

- Quality die-cast with beautiful chrome plated finish
- Heavy duty, suitable to any applications
- Kit with mounting hardware such as gaskets and screws available separately, item #10960

**10958**



Universal

## CHROME NUDE LADY SHAPE GRAB HANDLE

- Unique avant-garde design
- Quality die-cast & beautiful chrome plated
- Traditionally used for classic big rig truck
- Also perfect for doors, cabinets, knobs, man cave, garage
- Mounting hole center to center distance is 11-1/2"
- Includes stainless mounting screws, lock nuts and hex wrench for truck
- Mounting screws for doors & cabinets not included

**C5036-3**



Chrome Die-Cast

## GRAB HANDLE KIT W/ MOUNTING HARDWARE

- Quality die-cast with beautiful chrome plated finish
- Heavy duty, suitable to any applications
- Kit includes: 1 chrome grab handle, 2 rubber gaskets and 4 socket head 1" long 1/4"-20 screws with nylon insert locknuts
- Grab handle can be purchase separately without mounting hardware, item #10958

**10960**



Universal

## GRAB HANDLE MOUNTING HARDWARE KIT

- Grab handle mounting hardware kit
- Kit includes: 4 chrome screws, 4 nuts and 1 allen wrench

**10957**

# PRODUCT INDEX

ITEM #	PAGE #	ITEM #	PAGE #	ITEM #	PAGE #	ITEM #	PAGE #
10444	42	31375	34	39114	36	98998	176
10445	42	31376	34	39116	36	98999	176
10461	42	31377	28	39132	36	99060	182
10466	42	31378	19	39135	36	99099	182
10467	41	31379	19	39139	36	99118	179
10468	41	31386	24	40028	120	99121	179
10476	42	31387	20	40108	75	99122	179
10477	42	31388	33	40109	75	99136	182
10532	41	31389	27	46103	174	99222	183
10533	41	31390	33	46107	174	99259	183
10957	186	31391	16	46123	173	99259	183
10958	186	31396	30	46127	174	99259	183
10960	186	31397	30	46128	173	99300	182
21476	42	31458	16	46129	174	99304	183
21477	42	31459	21	46130	174	99313	176
23525	128	31496	16	46138	173	105471	83
23529	128	31499	15	46140	175	105551	83
24009	140	31513	15	46141	175	105601	83
24039	140	31514	15	46153	173	105631	84
28485	125	33009	76	46154	175	105671	84
30076	80	33011	76	50003	172	105672	84
30354	21	33013	76	50004	172	105711	84
30355	36	33014	76	50148	172	106471	85
30356	20	34122	28	50149	172	106542	85
30648	43	34123	34	50187	172	106552	85
30649	44	34124	34	60039	111	106581	85
30650	44	34125	34	60050	114	106631	86
30653	44	34131	31	60051	118	106671	87
30654	44	34132	31	70092	121	106672	87
30658	177	34133	34	70106	122	110057	165
31020	23	34134	34	70108	122	110092	129
31029	23	34135	31	70109	122	110093	129
31084	17	34136	31	70113	122	110094	130
31087	26	34137	26	70159	121	110110	59
31088	30	34138	18	70200	171	110111	59
31089	30	34205	77	70203	171	110114	70
31120	25	34222	37	70204	184	110115	70
31150	29	34235	77	70362	121	110126	68
31151	29	34263	37	70363	121	110127	79
31152	29	34264	37	70364	121	110137	104
31153	29	34266	44	70365	121	110147	78
31200	17	35887	24	70366	121	110148	78
31201	22	35888	24	70367	121	110149	79
31202	22	36105	178	70368	121	110162	145
31247	20	36449	33	70677	128	110163	145
31248	18	36450	28	70679	128	110164	145
31249	27	36452	21	70801	117	110165	145
31259	22	36468	35	70802	118	110166	145
31267	22	36512	35	70803	117	110167	145
31284	19	36513	35	70804	118	110168	79
31285	19	36604	178	88300	119	110186	146
31289	16	36624	177	88301	119	110187	146
31297	25	36888	36	88302	119	110188	146
31355	17	36904	36	88304	119	110189	146
31358	30	36928	76	89997	175	110190	146
31359	30	36930	76	90649	77	110191	146
31365	30	36931	76	90651	77	110192	146
31368	32	36932	76	90652	77	110193	146
31369	32	36934	76	90655	76	110199	65
31372	38	36935	76	95002	180	110200	72
31373	32	38477	72	95003	180	110201	72
31374	32	38478	72	95005	180	110202	72

# PRODUCT INDEX

ITEM #	PAGE #	ITEM #	PAGE #	ITEM #	PAGE #	ITEM #	PAGE #
110213	67	110416	58	110749	112	110914	13
110214	67	110419	58	110750	60	110915	13
110215	74	110420	58	110765	61	110916	166
110216	72	110429	39	110766	61	110917	177
110217	79	110446	78	110767	61	110918	177
110223	147	110452	68	110768	61	110919	13
110243	105	110470	103	110770	81	110920	13
110244	134	110471	103	110771	81	110923	14
110245	134	110472	103	110794	119	110924	14
110246	145	110473	103	110795	64	110925	93
110247	145	110541	56	110807	103	110926	93
110248	151	110542	56	110823	106	110927	93
110249	99	110543	56	110833	147	110928	93
110250	99	110544	70	110834	147	110929	93
110252	127	110545	71	110835	147	110930	94
110258	146	110546	71	110836	147	110931	94
110259	146	110549	80	110839	10	110932	94
110260	146	110582	132	110841	150	110933	94
110261	146	110597	73	110842	150	110934	94
110262	147	110670	164	110843	69	110937	144
110263	147	110671	164	110844	69	110938	144
110279	99	110672	164	110845	10	110939	144
110280	99	110672	164	110846	10	110940	144
110281	99	110674	163	110847	10	110941	144
110282	40	110675	164	110849	88	110942	144
110283	40	110676	162	110850	88	110943	144
110300	105	110676	163	110852	88	110944	144
110301	105	110683	161	110853	88	110945	144
110302	105	110684	161	110854	148	110946	144
110303	105	110688	161	110855	148	110947	144
110304	105	110692	102	110856	148	110948	144
110305	105	110693	102	110857	148	110949	144
110306	105	110694	130	110859	96	110950	144
110307	127	110697	124	110860	150	110951	144
110308	130	110699	68	110861	185	110952	50
110309	130	110700	125	110863	185	110953	50
110310	54	110701	125	110864	185	110954	35
110311	54	110702	110	110865	12	110955	35
110312	135	110703	110	110866	12	110957	114
110313	135	110705	39	110867	12	110958	114
110314	120	110712	55	110868	96	110961	13
110318	160	110713	55	110869	96	110962	13
110319	160	110714	55	110870	39	110963	124
110338	131	110715	55	110871	39	110974	101
110339	98	110718	90	110874	160	110975	101
110340	98	110719	90	110875	160	110976	136
110341	98	110720	90	110876	79	110977	136
110342	98	110721	89	110877	100	110978	136
110344	98	110722	90	110878	100	110979	136
110345	98	110724	92	110879	100	110980	139
110358	40	110725	92	110885	49	110981	139
110362	72	110726	91	110886	49	110986	113
110363	72	110728	89	110887	148	110987	113
110387	95	110729	89	110888	129	110988	113
110388	95	110730	91	110889	165	110989	113
110389	96	110731	91	110896	11	110991	102
110400	150	110733	92	110897	100	110992	102
110401	150	110741	108	110898	100	110993	101
110402	131	110742	108	110899	100	110994	101
110404	63	110743	108	110900	80	110995	101
110405	63	110744	51	110912	11	110996	101
110415	58	110748	112	110913	11	110997	151

# PRODUCT INDEX

ITEM #	PAGE #	ITEM #	PAGE #	ITEM #	PAGE #	ITEM #	PAGE #
110998	101	111136	12	190602	106	A6224-6	168
110999	101	111137	12	190671	106	A6235	105
111002	51	111138	12	10349B	170	A6236	105
111004	14	111139	163	10351B	170	A6280	154
111005	14	111141	162	10351CB	170	A6281	155
111008	166	111142	96	10533B	41	A6282	156
111009	166	111143	53	106601W	86	A6283	156
111018	130	111144	53	106601WO	86	A6289	156
111024	50	111147	154	10749B	170	A6290	155
111025	50	111155	82	10749CB	170	A6291	155
111026	53	111156	75	34217B	37	A6292	156
111027	53	111157	75	39994B	82	A6293	157
111043	162	111160	153	39994B	82	A6295	155
111044	162	111161	153	5007R	127	A6297	157
111045	162	111162	153	90650A	77	A7026	105
111046	136	111163	153	99179L	181	A7027	105
111047	136	111164	153	99179M	181	A7037	105
111048	137	111165	153	99179XL	181	C2001A	42
111049	137	111166	154	99180L	181	C2001B	42
111050	143	111167	154	99180M	181	C2001G	42
111051	143	111182	145	99180XL	181	C2001R	42
111052	137	115670	135	99180XXL	181	C2002	171
111053	137	116471	141	99305L	181	C2003	171
111054	143	116472	141	99305M	181	C364003	43
111055	143	116511	141	99305XL	181	C364004	43
111056	148	116512	141	99305XXL	181	C364007	43
111057	148	116551	141	99309L	181	C364008	43
111058	136	116552	141	99309M	181	C364009	43
111059	136	116601	141	99309XL	181	C383901	87
111062	148	116602	141	99309XXL	181	C4009	60
111063	148	116641	142	99309XXXL	181	C4009-1	60
111064	147	116642	142	A4008	107	C4037	129
111065	147	116671	142	A4008-CVX	107	C4041	106
111066	102	116672	142	A5007	127	C4041L	106
111067	152	116673	142	A5023-3	21	C4148F	167
111069	148	116674	142	A5168	126	C415301	151
111070	152	120511	133	A5169	126	C415301C	151
111071	152	120512	133	A5170	126	C475001	135
111076	142	120513	133	A5171	126	C475301	126
111077	142	120514	133	A6127	97	C475302	126
111078	143	120641	133	A6128	97	C475303	167
111079	143	120642	133	A6129	97	C475307	51
111080	143	120643	133	A6130	97	C475308	52
111081	143	120644	133	A6132	97	C475309C	125
111088	50	120671	134	A6215	155	C475309M	125
111089	50	120672	134	A6215P	155	C475310CR	115
111090	73	120673	134	A6216	156	C475313	96
111093	49	120674	134	A6216-10	154	C475321	125
111094	49	170471	149	A6216-10A	154	C475351	116
111099	46	170472	149	A6216-11	159	C4753F	167
111099	46	170473	149	A6216-2	159	C475501	104
111106	82	170474	149	A6216-3	159	C475512	110
111108	49	170551	149	A6216-4	158	C475513	110
111110	72	170552	149	A6216-7	159	C475901	127
111111	111	170553	149	A6216-8	159	C475902	115
111112	69	170554	149	A6216P	156	C476601	137
111113	70	190471	106	A6224-1	168	C476602	137
111121	58	190472	106	A6224-2	168	C476901	109
111124	71	190541	106	A6224-3	168	C476902	109
111125	163	190542	106	A6224-4	168	C476903B	109
111135	12	190601	106	A6224-5	168	C476904	109

# PRODUCT INDEX

ITEM #	PAGE #	ITEM #	PAGE #	ITEM #	PAGE #	ITEM #	PAGE #
C477201	109	C555943	110	C687005	168	CML6872R	54
C477202	109	C555944	110	C687202	54	CPL4753A	45
C477203	124	C556601BK	74	C687203	54	CPL4753A-AS	45
C477204	87	C556601CR	74	C697020	48	CPL4753C	45
C496404	138	C556601SS	74	C697021	48	CPL4753C-AS	45
C5001	108	C556602BK	74	C7001G	81	CPL5153C	45
C5001-1	108	C556602CR	74	C7001L	59	CPL5557A	46
C5001-1CVX	108	C556602SS	74	C7001L-1	59	CPL5557C	46
C5001-CVXLED	108	C585901	62	C7001R	59	CPL6066A	47
C5001-LED	108	C585902	62	C7001R-1	59	CPL6768A	47
C5003	107	C585911	104	C7003L	74	CPL6768C	47
C5006	42	C606321	125	C7003R	74	CPL6970AL	47
C5007	107	C606331	125	C7004L	74	CPL6970AR	47
C5010	42	C606603	65	C7004R	74	CPL6970CL	48
C5026	75	C606603	73	C7010	45	CPL6970CR	48
C5034	157	C606604	104	C7011	39	CPL7172A	48
C5034P	157	C606605	63	C7011-KIT	39	CPL7172C	48
C5035	157	C606607	62	C7012	39	CTL4053LED-L	60
C5035-1	159	C606608	62	C7013	39	CTL4053LED-LBD	60
C5035P	157	C606610	63	C7014A	46	CTL4053LED-R	60
C5036-3	186	C606612	52	C7014C	46	CTL4053LED-RBD	60
C5038P	184	C606614	74	C7016	14	CTL4053LL	81
C5038P	184	C606615	74	C7018	131	CTL5859C	63
C5038P	184	C606616	64	C7021	81	CTL5859LED	63
C5038P	184	C606616BD	64	C7026LSS	74	CTL6066BC	61
C5038P	184	C606617	65	C7026RSS	74	CTL6066BR	61
C515301	45	C606618	65	C7028L	59	CTL6066C	63
C515301	46	C606621	47	C7028L-1	59	CTL6066FC	65
C515321	46	C606651	74	C7028R	59	CTL6066FC	65
C535910CR	115	C607110	116	C7028R-1	59	CTL6066FSC	64
C545502BK	74	C607111	116	C7031RL	59	CTL6066FSLED	65
C545502CR	74	C607112	116	C7031RLBD	58	CTL6066FSLED	65
C545502SS	74	C626601	51	C7031RR	59	CTL6066FSR	64
C545503BK	74	C626702	116	C7031RRBD	58	CTL6066LED	63
C545503CR	74	C646621	125	C7033RL	59	CTL6066SC	61
C545503SS	74	C646631	125	C7033RLBD	58	CTL6066SR	61
C545504-2	74	C676802	131	C7033RR	59	CTL6721C	66
C545504BK	62	C676811A	47	C7033RRBD	58	CTL6721LED	66
C545504SS	62	C676811C	47	C707201	112	CTL6721SEQ	66
C545505	62	C676812	52	C707201-LED	112	CTL6772LED	63
C545506	73	C676851	120	C707202	112	CTL7387LED-L	70
C545507	62	C677201	145	C707202-LED	112	CTL7387LED-R	70
C545521	125	C677203	104	C717201	52	M1003	17
C555711	104	C677204	151	C717221	48	S1102	158
C555751A	46	C677207	74	C738001	56	S1102-F	158
C555755	52	C677209	68	C738002	56	S1103	158
C555901	79	C677210	131	C738003	56	S1105	37
C555902	145	C677211	131	C738011	104	S1106	152
C555903	145	C677212	104	C738703	69	S1106-F	158
C555904	126	C677214	132	C738704	70	S1107	152
C555905	126	C677215	132	C738705	70	S1108	152
C555908	62	C677216	132	C738710-CVX	112	S1108-F	158
C555909	73	C677217	132	C738710-CVX	12	S1201	128
C555910	62	C677218	132	C738710-CVXLED	111	S1202	128
C555911	62	C677251	120	C738710-LED	11	S1204	127
C555911-2	75	C677601	138	C8056	169	S1205	128
C555912	62	C677602	138	C8057	169	S1206	128
C555921	125	C678101	139	C8061	169	S1301	160
C555931	125	C679101	56	C8062	169	S2005LED	24
C555941	110	C687001	168	C9003	185	S2010LED	20
C555942	110	C687003	168	CML6872A	54		