



United Pacific

DUAL FUNCTION PROJECTOR HEADLIGHT

Item Numbers: 35765, 35766, 35767, 35768

Connect Plug ① ② ③ to Original OE Wire Harness

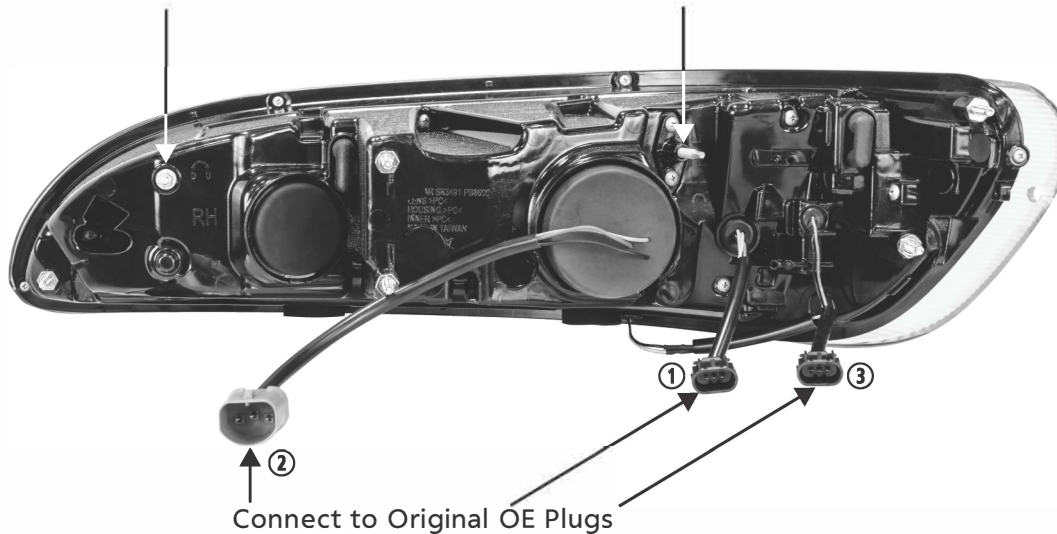
- ① Turn signal and LED Light bar
- ② Low beam / High beam
- ③ Side marker

High Beam Adjuster:

Clockwise = Beam UP
Counterclockwise = Beam DOWN

Low Beam Adjuster:

Clockwise = Beam DOWN
Counterclockwise = Beam UP
Note: The OE flexible cable can be installed on the low beam adjuster



Normal Fogging / Condensation

This bulletin provides information regarding headlights that may experience fogging or condensation inside of the headlamp assembly. A drop in air temperature may cause condensation to form on the inside of a cool headlamp lens. Generally, fogging is considered normal and can be eliminated by turning on the headlamp with the engine running for several minutes. In most cases, operating the vehicle in normal driving condition will clear the headlamp fogging. Headlamp assembly replacement **WILL NOT** be necessary in most cases.

Note

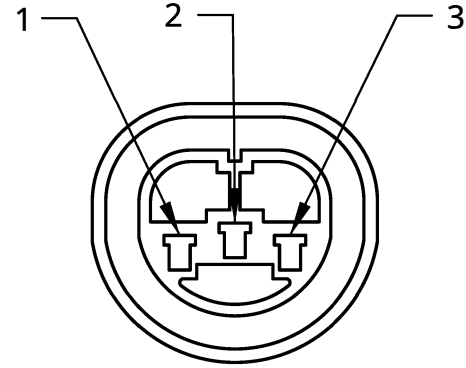
- If any of the following conditions occur, please consult with a professional mechanic to determine the water source:
 1. If condensation/fogging fails to dissipate after operating the headlight with the engine running for 30 minutes
 2. If water pooled inside the headlamp
- A high pressure washer may also cause water to be forced into the headlamp assembly.

2

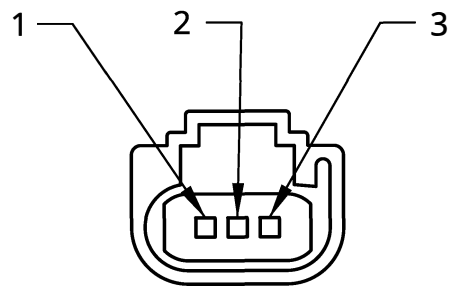
1

Connector Pinout Diagrams

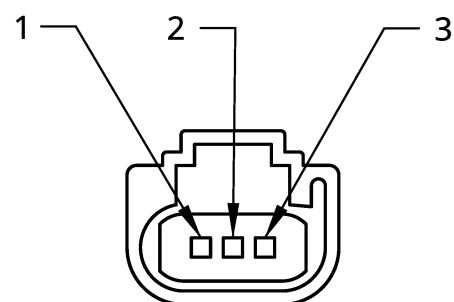
Headlight Beam Plug



Parking/Turn Signal Plug



Side Marker/Repeater Plug



Pin#	Wire	Function	Main Plug Pin#
1	Blue/White	High Beam (+)	4
2	Black	Ground (-)	3
3	Red/Black	Low Beam (+)	5

Pin#	Wire	Function	Main Plug Pin#
1	Blue/White	Turn Signal(+)	2
2	Brown	Parking (+)	8
3	Black	Ground (-)	1

Pin#	Wire	Function	Main Plug Pin#
1	Green	Turn/Repeater (+)	7
2	Brown	Marker (+)	8
3	Black	Ground (-)	6

TITLE			
Peterbilt 386/387 Harness Pinout			
SIZE	DWG NO.	REV.	
A	03212022		
SCALE	WEIGHT	SHEET	
1:1		1 of 2	

2

1

B

B

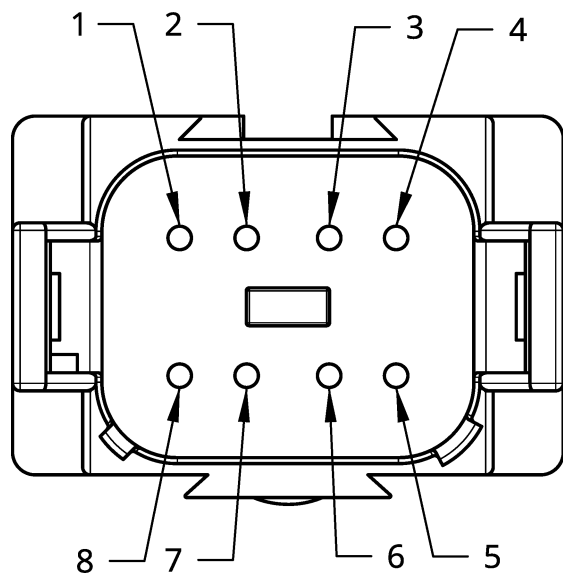
A

A

2

1

Main Harness Plug



Pin #	Wire Color	Function
1	Black	Ground (-)
2	Blue/White	Turn Signal (+)
3	Black	Ground (-)
4	Blue/White	High Beam (+)
5	Red/Black	Low Beam (+)
6	Black	Ground (-)
7	Green	Turn Signal/Repeater (+)
8	Brown	Marker/Parking (+)

2

1